

SNUCONE

Bone Level Catalogue



SNUC
DENTAL IMPLANT

CONTENTS

005 Snucone Implant

Characteristics	005
Package System	009
History	010

014 Bone level Type (11° Tapered Hex)

AF+B/ AF+II Fixture	016
AF+I Fixture	020
RFF Fixture	024
AFS Fixture	026
Solo Abutment System	030
Couple Abutment System	034
Multi Unit Abutment System	046
^{SNUC} Digital Prosthetic System	054
Flat Abutment System	060
O-Ring Abutment System	064

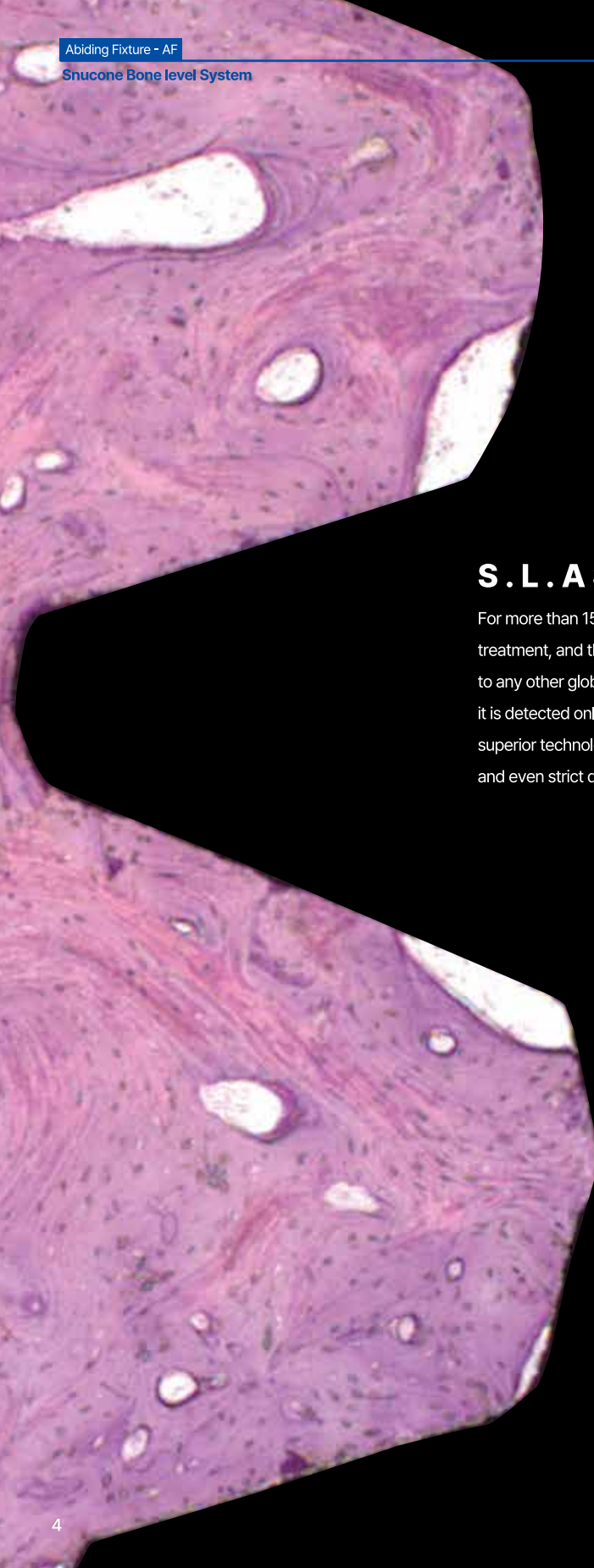
066 Surgical Kit

AF / EF Surgical Kit	068
AF / EF Compact Kit	070
SNUC Advanced Guided Kit	078
SNUC Compact Guided Kit	086
SNUC Sole Guided Kit	092
AFS Exclusive Kit	098
Hybrid Prosthetic Kit	102
SNUC Digital Prosthetic Kit	106

110 Drilling Sequence

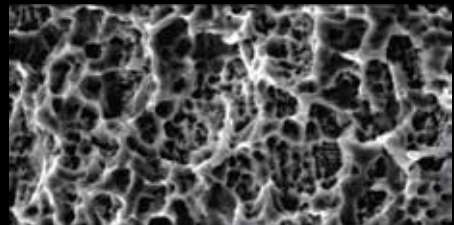
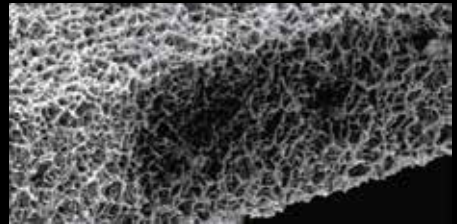
AF Drilling Sequence	114
RFF Drilling Sequence	117

119 Brand Introduction



S.L.A Surface

For more than 15 years, Snucone has insisted on authentic S.L.A surface treatment, and the results show great osseointegration that are not inferior to any other global brands with over 30 years of clinical data. From the EDS, it is detected only C, N, O, Ti on the surface of the fixture and it shows the superior technology of surface treatment and cleaning system of the Snucone and even strict quality control standards as well.



SNUCONE IMPLANT

CHARACTERISTICS

Integrated with German Technology

■ Root Form Design for excellent initial fixation

Compared to straight-formed fixture, root formed fixture provides greater initial fixation

■ Square thread design

Prevents Peri-Implantitis with a design for stress distribution rather than a feeling of implantation

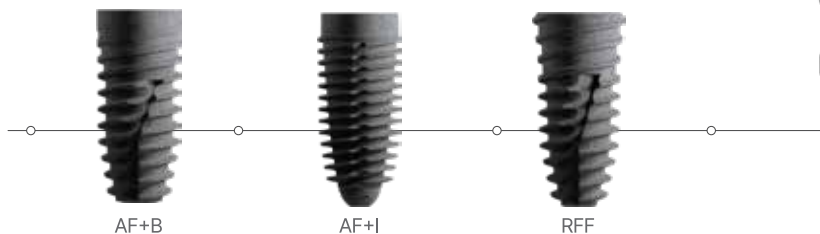
■ High compatibility with prosthetics

The prosthetic connection of Snucone implant system is highly compatible with other systems to offer various opportunities to users with no mount system.

■ Cutting edge on the thread

Cutting edge on the thread helps minimize bone resistance to provide safe and easy surgery

■ Various choice depending on condition of the bone



With various types of system, it is possible to choose a proper product that perfectly suits each patient.



MANUFACTURING AGREEMENT

between

konus

DENTAL IMPLANT SYSTEMS

Konus Dental Implants GmbH & Co. KG

Richard Donaca

Mainzer Straße 346
55411 Bingen am Rhein Germany

Snucone

DENTAL IMPLANT SYSTEMS

Jin Heung Ace Co. Ltd.

Young Woo Park

918-23, Igok-Dong, Dalseo-Gu,
704-929 Taegu Korea

&

14 NOV 2005

Date



Signature

2005. 11. 14.

Date



Signature



Germany



South Korea



AF+B/AF+II

Bone level Type

(11° Tapered Hex)

Snucone AF+B/AF+II Fixtures are submerged type with an internal hex connection and 11-degree tapered design. These Fixtures cutting edge and threaded design provide stable initial fixation, which can be necessary for early loading and immediate loading.

In addition, Reinforcing the lateral of the fixture, minimizes the possibility of fixture fracture and does not form a thread to 0.6mm below the top platform for stress dispersion.

Abiding Fixture

AF+B/AF+II Fixture

- Submerged type Implant with an internal hex and 11° straight tapered design
- 0.6mm flat design with no thread on the upper part
- German technology of S.L.A Surface treatment
- Double threaded design minimizes drilling
- Cutting edge and threaded design provide stable initial fixation, which can be necessary for early loading and immediate loading
- Recommended insert torque : Below 35Ncm



Packing unit : Fixture + Cover screw



08

10

12

14

Hex 2.1		
Fixture Diameter	Length	Code
M Ø3.2	8.0mm	AF+B / AF+II-3208
	10.0mm	AF+B / AF+II-3210
	12.0mm	AF+B / AF+II-3212
	14.0mm	AF+B / AF+II-3214



08

10

12

14

Hex 2.1		
Fixture Diameter	Length	Code
M Ø3.5	8.0mm	AF+B / AF+II-3508
	10.0mm	AF+B / AF+II-3510
	12.0mm	AF+B / AF+II-3512
	14.0mm	AF+B / AF+II-3514



08 10 12 14

Hex 2.5		
Fixture Diameter	Length	Code
Ø4.0	8.0mm	AF+B / AF+II-4008
	10.0mm	AF+B / AF+II-4010
	12.0mm	AF+B / AF+II-4012
	14.0mm	AF+B / AF+II-4014



07 08 10 12 14

Hex 2.5		
Fixture Diameter	Length	Code
Ø4.3	7.0mm	AF+B / AF+II-4307
	8.0mm	AF+B / AF+II-4308
	10.0mm	AF+B / AF+II-4310
	12.0mm	AF+B / AF+II-4312
	14.0mm	AF+B / AF+II-4314



07 08 10 12 14

Hex 2.5		
Fixture Diameter	Length	Code
Ø4.8	7.0mm	AF+B / AF+II-4807
	8.0mm	AF+B / AF+II-4808
	10.0mm	AF+B / AF+II-4810
	12.0mm	AF+B / AF+II-4812
	14.0mm	AF+B / AF+II-4814



07 08 10 12 14

Hex 2.5		
Fixture Diameter	Length	Code
Ø5.3	7.0mm	AF+B / AF+II-5307
	8.0mm	AF+B / AF+II-5308
	10.0mm	AF+B / AF+II-5310
	12.0mm	AF+B / AF+II-5312
	14.0mm	AF+B / AF+II-5314



07

08


10

12

14

Hex 2.5

Fixture Diameter	Length	Code
R Ø5.8	7.0mm	AF+B / AF+II-5807
	8.0mm	AF+B / AF+II-5808
	10.0mm	AF+B / AF+II-5810
	12.0mm	AF+B / AF+II-5812
	14.0mm	AF+B / AF+II-5814



AF+I

Bone level Type

Snucone AF+I fixture designed excellent initial stability in soft bone due to knife-shaped thread and offer stable initial fixation which can be necessary for early loading and immediate loading.

Abiding Fixture

AF+I Fixture

- Submerged type Implant with an internal hex and 11° straight tapered design
- Excellent initial stability in soft bone due to knife-shaped thread
- German technology of S.L.A Surface treatment
- Cutting edge and threaded design offer stable initial fixation, which can be necessary for early loading and immediate loading
- Recommended insert torque : Below 35Ncm



Packing unit : Fixture + Cover screw



08

10

12

14

Hex 2.1

Fixture Diameter	Length	Code
M Ø3.5	8.0mm	AF+I-3508
	10.0mm	AF+I-3510
	12.0mm	AF+I-3512
	14.0mm	AF+I-3514



08

10

12

14

Hex 2.5

Fixture Diameter	Length	Code
R Ø4.0	8.0mm	AF+I-4008
	10.0mm	AF+I-4010
	12.0mm	AF+I-4012
	14.0mm	AF+I-4014



07 08 10 12 14

Hex 2.5		
Fixture Diameter	Length	Code
R Ø4.3	7.0mm	AF+I-4307
	8.0mm	AF+I-4308
	10.0mm	AF+I-4310
	12.0mm	AF+I-4312
	14.0mm	AF+I-4314



07 08 10 12 14

Hex 2.5		
Fixture Diameter	Length	Code
R Ø4.8	7.0mm	AF+I-4807
	8.0mm	AF+I-4808
	10.0mm	AF+I-4810
	12.0mm	AF+I-4812
	14.0mm	AF+I-4814



07 08 10 12 14

Hex 2.5		
Fixture Diameter	Length	Code
R Ø5.3	7.0mm	AF+I-5307
	8.0mm	AF+I-5308
	10.0mm	AF+I-5310
	12.0mm	AF+I-5312
	14.0mm	AF+I-5314



07 08 10 12 14

Hex 2.5		
Fixture Diameter	Length	Code
R Ø5.8	7.0mm	AF+I-5807
	8.0mm	AF+I-5808
	10.0mm	AF+I-5810
	12.0mm	AF+I-5812
	14.0mm	AF+I-5814



07

08

10

12

14

Hex 2.5		
Fixture Diameter	Length	Code
 Ø6.3	7.0mm	AF+I-6307
	8.0mm	AF+I-6308
	10.0mm	AF+I-6310
	12.0mm	AF+I-6312
	14.0mm	AF+I-6314



07

08

10

12

14

Hex 2.5		
Fixture Diameter	Length	Code
 Ø6.8	7.0mm	AF+I-6807
	8.0mm	AF+I-6808
	10.0mm	AF+I-6810
	12.0mm	AF+I-6812
	14.0mm	AF+I-6814



AFS

Bone level Type

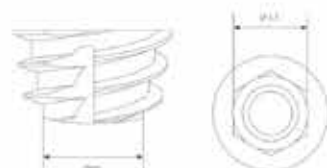
(11° Tapered Hex)

Snucone AFS fixture is submerged type with an internal hex connection and 11-degree tapered design. This Short fixture designed to beyond the small possibility of implant placement, which was difficult to perform a procedure due to lack of alveolar bone.

Abiding Fixture

AFS Fixture

- Submerged type Implant with an internal hex and 11° straight tapered design
- German technology of S.L.A Surface treatment
- Double threaded design minimizes drilling
- Cutting edge and threaded design provide stable initial fixation, which can be necessary for early loading and immediate loading
- Used when the alveolar bone is low
- Recommended insert torque : Below 35Ncm
- No threads and no surface treatment on the upper 2mm



Packing unit : Fixture + Cover screw



Hex 2.5

Fixture Diameter	Length	Code
R Ø4.0	7.0mm	AFS-4007
R Ø4.3	7.0mm	AFS-4307
R Ø4.8	7.0mm	AFS-4807
R Ø5.3	7.0mm	AFS-5307

Short Couple Abutment

- Two-piece and cement-retained prosthetic components
- Use a 1.2 hex driver
- Recommended tightening torque: 25Ncm



Packing unit : Abutment + Abutment screw [Code : AAS-2309]

Diameter	Height	G/H	Code
R Ø4.0	7.0mm	0.0mm	ASCHA-4000-7
		1.0mm	ASCHA-4010-7
R Ø4.3	7.0mm	0.0mm	ASCHA-4300-7
		1.0mm	ASCHA-4310-7
R Ø4.8	7.0mm	0.0mm	ASCHA-4800-7
		1.0mm	ASCHA-4810-7

Diameter	Height	G/H	Code
R Ø5.3	7.0mm	0.0mm	ASCHA-5300-7
		1.0mm	ASCHA-5310-7
R Ø5.8	7.0mm	0.0mm	ASCHA-5800-7
		1.0mm	ASCHA-5810-7

Cover Screw

- Included in the fixture package
- Use a 1.2 hex driver
- Color indication in different platforms (Mini : Sky blue & Pink, Regular : Blue)
- Recommended tightening torque: 8 Ncm



Diameter	Code
M Ø3.1	AACS-2200
M Ø3.3	AACS-2800
R Ø3.6	AACS-3400



· Option

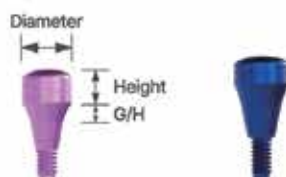
G/H 2.0mm

Diameter	Code
R Ø3.35	AACS-3420



Healing Abutment

- Use a 1.2 hex driver
- Color indication in different platforms (Mini : Pink, Regular : Blue)
- Recommended tightening torque: 8 Ncm



Diameter	Height	G/H	Code
M Ø4.0	2.0mm	1.0mm	AHAMR-4010
	3.0mm	2.0mm	AHAMR-4020
	3.0mm	3.0mm	AHAMR-4030
	3.0mm	4.0mm	AHAMR-4040
M Ø4.5	2.0mm	1.0mm	AHAMR-4510
	3.0mm	2.0mm	AHAMR-4520
	3.0mm	3.0mm	AHAMR-4530
	3.0mm	4.0mm	AHAMR-4540

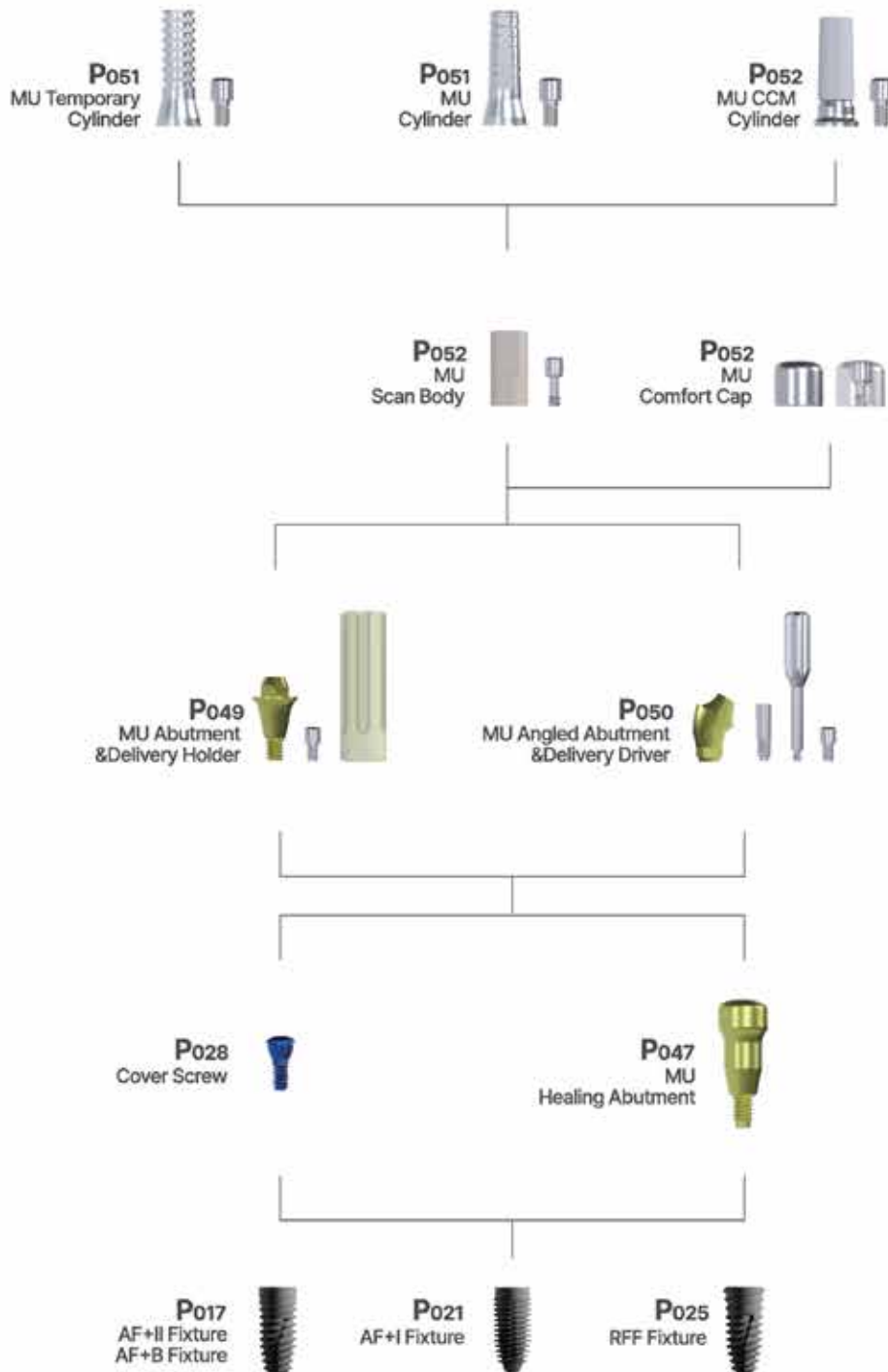
· The diameter of the Healing Abutment is designed to be 0.4mm larger in order to facilitate connection with the Abutment in the oral cavity during the 2nd surgery.

Diameter	Height	G/H	Code
R Ø4.5	2.5mm	1.0mm	AHAR-4510
		1.5mm	AHAR-4515
		2.5mm	AHAR-4525
		3.5mm	AHAR-4535
		4.5mm	AHAR-4545
		5.5mm	AHAR-4555
R Ø5.5	2.5mm	1.0mm	AHAR-5510
		1.5mm	AHAR-5515
		2.5mm	AHAR-5525
		3.5mm	AHAR-5535
		4.5mm	AHAR-5545
		5.5mm	AHAR-5555
R Ø6.5	2.5mm	1.0mm	AHAR-6510
		1.5mm	AHAR-6515
		2.5mm	AHAR-6525
		3.5mm	AHAR-6535
		4.5mm	AHAR-6545
		5.5mm	AHAR-6555
R Ø7.5	2.5mm	3.5mm	AHAR-7535
		4.5mm	AHAR-7545
		5.5mm	AHAR-7555
R Ø8.5	2.5mm	3.5mm	AHAR-8535
		4.5mm	AHAR-8545
		5.5mm	AHAR-8555
R Ø9.5	2.5mm	3.5mm	AHAR-9535
		4.5mm	AHAR-9545
		5.5mm	AHAR-9555

· The diameter of the Healing Abutment is designed to be 0.4mm larger in order to facilitate connection with the Abutment in the oral cavity during the 2nd surgery.

Prosthetic Flow Diagram

MU Abutment System



Couple Angled Abutment _Hex

- Two-piece and cement-retained prosthetic components
- Two different types of angulation exist (15°, 25°)
- Recommended tightening torque: 25Ncm



Packing unit : Abutment + Abutment screw [Code : (Mini : AASR-2210) / (Regular : AASR-2309)]

Diameter	Angled	G/H	Code
M Ø4.0	15°	2.0mm	ACAM -40215
		4.0mm	ACAM -40415
		6.0mm	ACAM -40615
	25°	2.0mm	ACAM -40225
		4.0mm	ACAM -40425
		6.0mm	ACAM -40625

Diameter	Angled	G/H	Code
R Ø4.5	15°	2.0mm	ACA -45215
		4.0mm	ACA -45415
		6.0mm	ACA -45615
	25°	2.0mm	ACA -45225
		4.0mm	ACA -45425
		6.0mm	ACA -45625
R Ø5.5	15°	2.0mm	ACA -55215
		4.0mm	ACA -55415
		6.0mm	ACA -55615
	25°	2.0mm	ACA -55225
		4.0mm	ACA -55425
		6.0mm	ACA -55625

Couple Angled Abutment _Non-Hex

- Two-piece and cement-retained prosthetic components
- Two different types of angulation exist (15°, 25°)
- Recommended tightening torque: 25Ncm



Packing unit : Abutment + Abutment screw [Code : (Mini : AASR-2210) / (Regular : AASR-2309)]

Diameter	Angled	G/H	Code
M Ø4.0	15°	2.0mm	ACAM -40215N
		4.0mm	ACAM -40415N
		6.0mm	ACAM -40615N
	25°	2.0mm	ACAM -40225N
		4.0mm	ACAM -40425N
		6.0mm	ACAM -40625N

Diameter	Angled	G/H	Code
R Ø4.5	15°	2.0mm	ACA -45215N
		4.0mm	ACA -45415N
		6.0mm	ACA -45615N
	25°	2.0mm	ACA -45225N
		4.0mm	ACA -45425N
		6.0mm	ACA -45625N
R Ø5.5	15°	2.0mm	ACA -55215N
		4.0mm	ACA -55415N
		6.0mm	ACA -55615N
	25°	2.0mm	ACA -55225N
		4.0mm	ACA -55425N
		6.0mm	ACA -55625N

Couple Abutment _Hex

- Two-piece and cement-retained prosthetic components
- Fixture level impression
- Use a 1.2 hex driver
- Recommended tightening torque: 25Ncm



Packing unit : Abutment + Abutment screw [Code : (Mini : AASR-2210) / (Regular : AASR-2309)]

Diameter	Height	G/H	Code
M Ø4.0	5.5mm	1.0mm	ACHAMR-4010-5
		2.0mm	ACHAMR-4020-5
		3.0mm	ACHAMR-4030-5
		4.0mm	ACHAMR-4040-5
		5.0mm	ACHAMR-4050-5
		6.0mm	ACHAMR-4060-5
M Ø4.5	5.5mm	1.0mm	ACHAMR-4510-5
		2.0mm	ACHAMR-4520-5
		3.0mm	ACHAMR-4530-5
		4.0mm	ACHAMR-4540-5
		5.0mm	ACHAMR-4550-5
		6.0mm	ACHAMR-4560-5
M Ø4.0	7.0mm	1.0mm	ACHAMR-4010-7
		2.0mm	ACHAMR-4020-7
		3.0mm	ACHAMR-4030-7
		4.0mm	ACHAMR-4040-7
		5.0mm	ACHAMR-4050-7
		6.0mm	ACHAMR-4060-7
M Ø4.5	7.0mm	1.0mm	ACHAMR-4510-7
		2.0mm	ACHAMR-4520-7
		3.0mm	ACHAMR-4530-7
		4.0mm	ACHAMR-4540-7
		5.0mm	ACHAMR-4550-7
		6.0mm	ACHAMR-4560-7

Diameter	Height	G/H	Code
R Ø4.5	5.5mm	1.0mm	ACHAR-4510-5
		1.5mm	ACHAR-4515-5
		2.5mm	ACHAR-4525-5
		3.5mm	ACHAR-4535-5
		4.5mm	ACHAR-4545-5
		5.5mm	ACHAR-4555-5
		6.5mm	ACHAR-4565-5
		7.5mm	ACHAR-4575-5

Diameter	Height	G/H	Code
R Ø5.5	5.5mm	1.0mm	ACHAR-5510-5
		1.5mm	ACHAR-5515-5
		2.5mm	ACHAR-5525-5
		3.5mm	ACHAR-5535-5
		4.5mm	ACHAR-5545-5
		5.5mm	ACHAR-5555-5
		6.5mm	ACHAR-5565-5
		7.5mm	ACHAR-5575-5
R Ø6.5	5.5mm	1.0mm	ACHAR-6510-5
		1.5mm	ACHAR-6515-5
		2.5mm	ACHAR-6525-5
		3.5mm	ACHAR-6535-5
		4.5mm	ACHAR-6545-5
		5.5mm	ACHAR-6555-5
		6.5mm	ACHAR-6565-5
		7.5mm	ACHAR-6575-5
R Ø4.5	7.0mm	1.0mm	ACHAR-4510-7
		1.5mm	ACHAR-4515-7
		2.5mm	ACHAR-4525-7
		3.5mm	ACHAR-4535-7
		4.5mm	ACHAR-4545-7
		5.5mm	ACHAR-4555-7
		6.5mm	ACHAR-4565-7
		7.5mm	ACHAR-4575-7
R Ø5.5	7.0mm	1.0mm	ACHAR-5510-7
		1.5mm	ACHAR-5515-7
		2.5mm	ACHAR-5525-7
		3.5mm	ACHAR-5535-7
		4.5mm	ACHAR-5545-7
		5.5mm	ACHAR-5555-7
		6.5mm	ACHAR-5565-7
		7.5mm	ACHAR-5575-7
R Ø6.5	7.0mm	1.0mm	ACHAR-6510-7
		1.5mm	ACHAR-6515-7
		2.5mm	ACHAR-6525-7
		3.5mm	ACHAR-6535-7
		4.5mm	ACHAR-6545-7
		5.5mm	ACHAR-6555-7
		6.5mm	ACHAR-6565-7
		7.5mm	ACHAR-6575-7

Ti-Base Abutment

- Cement-retained prosthetic components
- Use Snucone official library
- For single crown and short bridges from implant level
- The crown part has a height of 6.5mm, which guarantees better fixation with sufficient height of restoration and it can be manually reduced to 4mm.
- Recommended tightening torque: 25Ncm



Packing unit : Abutment + Abutment Screw [Code : (Mini : AAS-2210) / (Regular : AAS-2309)]

Diameter	Hex	G/H	Neck Height	Code
M Ø4.9	Hex	1.5mm	0mm	ATBM-15
		2.0mm	0.5mm	ATBM-20
		3.0mm	1.5mm	ATBM-30
		4.0mm	2.5mm	ATBM-40
		5.0mm	3.5mm	ATBM-50
		6.0mm	4.5mm	ATBM-60
		7.0mm	5.5mm	ATBM-70
		8.0mm	6.5mm	ATBM-80
M Ø4.9	Non-Hex	1.5mm	0mm	ATBM-15N
		2.0mm	0.5mm	ATBM-20N
		3.0mm	1.5mm	ATBM-30N
		4.0mm	2.5mm	ATBM-40N
		5.0mm	3.5mm	ATBM-50N
		6.0mm	4.5mm	ATBM-60N
		7.0mm	5.5mm	ATBM-70N
		8.0mm	6.5mm	ATBM-80N

Diameter	Hex	G/H	Neck Height	Code
R Ø4.9	Hex	1.5mm	0mm	ATB-15
		2.0mm	0.5mm	ATB-20
		3.0mm	1.5mm	ATB-30
		4.0mm	2.5mm	ATB-40
		5.0mm	3.5mm	ATB-50
		6.0mm	4.5mm	ATB-60
		7.0mm	5.5mm	ATB-70
		8.0mm	6.5mm	ATB-80
R Ø4.9	Non-Hex	1.5mm	0mm	ATB-15N
		2.0mm	0.5mm	ATB-20N
		3.0mm	1.5mm	ATB-30N
		4.0mm	2.5mm	ATB-40N
		5.0mm	3.5mm	ATB-50N
		6.0mm	4.5mm	ATB-60N
		7.0mm	5.5mm	ATB-70N
		8.0mm	6.5mm	ATB-80N

Ti-Scanbody

- Used for oral scanners.
- Use 1.2 Hex driver.
- Recommended tightening torque : 8Ncm



Packing unit : Ti Scanbody + Ti Scanbody Screw [Code : (Mini : ATSBSM-S / ATSBSM-L) / (Regular : ATSB-S / ATSB-L)]

Diameter	Type	Length	Code
M Ø4.5	Short	9.5mm	ATSBM-S
M Ø4.5	Long	14.0mm	ATSBM-L

Diameter	Type	Length	Code
R Ø5.5	Short	9.5mm	ATSB-S
R Ø5.5	Long	14.0mm	ATSB-L

Couple CCM Abutment _Hex

- Two-piece and screw-retained prosthetic components
- Customized prosthesis cast with chrome-cobalt
- Fixture level impression
- Recommended tightening torque: 25Ncm



Packing unit : Abutment + Abutment screw [Code : (Mini : AAS-2210) / (Regular : AAS-2309)]

Diameter	Height	G/H	Code
M Ø4.0	12.0mm	1.0mm	ACCCHAM
R Ø4.5	12.0mm	1.0mm	ACCCHA

Couple CCM Abutment _Non-Hex

- Two-piece and screw-retained prosthetic components
- Customized prosthesis cast with chrome-cobalt
- Fixture level impression
- Recommended tightening torque: 25Ncm



Packing unit : Abutment + Abutment screw [Code : (Mini : AAS-2210) / (Regular : AAS-2309)]

Diameter	Height	G/H	Code
M Ø4.0	12.0mm	1.0mm	ACCNAM
R Ø4.5	12.0mm	1.0mm	ACCNA

Ti-Temporary Abutment

- Two-piece and screw-retained prosthetic components
- Able to trim in the lab
- Fixture level impression



Packing unit : Abutment + Abutment screw [Code : (Mini : AAS-2210) / (Regular : AAS-2309)]

Diameter	Hex	Height	G/H	Code
M Ø4.0	Hex	10.0mm	1.0mm	ATTAHM-4010
M Ø4.0	Non-Hex	10.0mm	1.0mm	ATTANM-4010

Diameter	Hex	Height	G/H	Code
R Ø4.5	Hex	10.0mm	1.0mm	ATTAH-4510
R Ø4.5	Non-Hex	10.0mm	1.0mm	ATTAN-4510

Plastic UCLA Abutment

- Two-piece and screw-retained prosthetic components
- Able to trim in the lab
- Fixture level impression



Packing unit : Abutment + Abutment screw [Code : (Mini : AAS-2210) / (Regular : AAS-2309)]

Diameter	Hex	Height	G/H	Code
M Ø4.0	Hex	10.0mm	1.0mm	APCHM
M Ø4.0	Non-Hex	10.0mm	1.0mm	APCNM

Diameter	Hex	Height	G/H	Code
R Ø4.5	Hex	10.0mm	1.0mm	APCH
R Ø4.5	Non-Hex	10.0mm	1.0mm	APCN

Plastic Temporary Abutment

- Two-piece and screw-retained prosthetic components
- Temporary prosthetics for immediate loading



Packing unit : Abutment + Abutment screw [Code : AAS-2311]

Diameter	Height	G/H	Code
R Ø4.0	8.0mm	3.0mm	APTNA-4030
R Ø4.5	8.0mm	3.0mm	APTNA-4530
R Ø5.5	8.0mm	3.0mm	APTNA-5530
R Ø6.5	8.0mm	3.0mm	APTNA-6530

Couple Impression Coping Hex_Pick-Up

- For open tray impression
- Color indication in different platforms (Mini : Pink, Regular : Blue)



Packing unit: Impression coping + Impression coping screw [code : (Mini : ACIPSM-S / ACIPSM-L) / (Regular : ACIPS-S / ACIPS-L)]

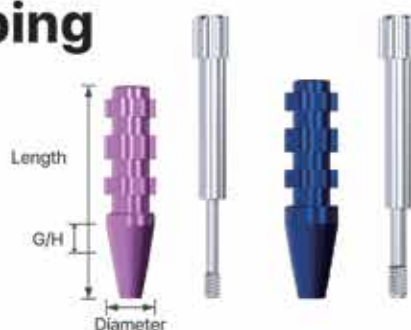
Diameter	Type	Length	G/H	Code
M Ø4.0	Short	13.6mm	2.5mm	ACIPHM-40S
	Long	17.6mm	3.5mm	ACIPHM-40L

Diameter	Type	Length	G/H	Code
R Ø4.5	Short	15.3mm	3.5mm	ACIPH-45S
	Long	18.3mm	3.5mm	ACIPH-45L

Diameter	Type	Length	G/H	Code
R Ø5.5	Short	15.3mm	3.5mm	ACIPH-55S
	Long	18.3mm	3.5mm	ACIPH-55L
R Ø6.5	Short	15.3mm	3.5mm	ACIPH-65S
	Long	18.3mm	3.5mm	ACIPH-65L
R Ø7.5	Short	15.3mm	3.5mm	ACIPH-75S
	Long	18.3mm	3.5mm	ACIPH-75L
R Ø8.5	Short	15.3mm	3.5mm	ACIPH-85S
	Long	18.3mm	3.5mm	ACIPH-85L

Couple Impression Coping Non-Hex_Pick-Up

- For open tray impression
- Color indication in different platforms (Mini : Pink, Regular : Blue)



Packing unit: Impression coping + Impression coping screw [Code : (Mini : ACIPSM-S / ACIPSM-L) / (Regular : ACIPS-S / ACIPS-L)]

Diameter	Type	Length	G/H	Code
M Ø4.0	Short	13.6mm	2.5mm	ACIPNM-40S
	Long	17.6mm	3.5mm	ACIPNM-40L

Diameter	Type	Length	G/H	Code
R Ø4.5	Short	15.3mm	3.5mm	ACIPN-45S
	Long	18.3mm	3.5mm	ACIPN-45L

Diameter	Type	Length	G/H	Code
R Ø5.5	Short	15.3mm	3.5mm	ACIPN-55S
	Long	18.3mm	3.5mm	ACIPN-55L
R Ø6.5	Short	15.3mm	3.5mm	ACIPN-65S
	Long	18.3mm	3.5mm	ACIPN-65L
R Ø7.5	Short	15.3mm	3.5mm	ACIPN-75S
	Long	18.3mm	3.5mm	ACIPN-75L
R Ø8.5	Short	15.3mm	3.5mm	ACIPN-85S
	Long	18.3mm	3.5mm	ACIPN-85L

Couple Impression Coping Hex_Transfer

- For closed tray impression
- Color indication in different platforms (Mini : Pink, Regular : Blue)



Packing unit: Impression coping + Impression coping screw [Code : (Mini : ACITSM-S / ACITSM-L) / (Regular : ACITS-S/ ACITS-L)]

Diameter	Type	Length	G/H	Code
M Ø4.0	Short	12.4mm	2.2mm	ACITHM-40S
	Long	15.2mm	3.3mm	ACITHM-40L

Diameter	Type	Length	G/H	Code
R Ø4.5	Short	12.6mm	2.2mm	ACITH-45S
	Long	15.4mm	3.3mm	ACITH-45L

Diameter	Type	Length	G/H	Code
R Ø5.5	Short	12.6mm	2.2mm	ACITH-55S
	Long	15.4mm	3.3mm	ACITH-55L
R Ø6.5	Short	12.6mm	2.2mm	ACITH-65S
	Long	15.4mm	3.3mm	ACITH-65L
R Ø7.5	Short	12.6mm	2.2mm	ACITH-75S
	Long	15.4mm	3.3mm	ACITH-75L
R Ø8.5	Short	12.6mm	2.2mm	ACITH-85S
	Long	15.4mm	3.3mm	ACITH-85L

Couple Impression Coping Non-Hex_Transfer

- For closed tray impression
- Color indication in different platforms (Mini : Pink, Regular : Blue)



Packing unit: Impression coping + Impression coping screw [Code : (Mini : ACITSM-S / ACITSM-L) / (Regular : ACITS-S/ ACITS-L)]

Diameter	Type	Length	G/H	Code
M Ø4.0	Short	12.4mm	2.2mm	ACITNM-40S
	Long	15.2mm	3.3mm	ACITNM-40L

Diameter	Type	Length	G/H	Code
R Ø4.5	Short	12.6mm	2.2mm	ACITN-45S
	Long	15.4mm	3.3mm	ACITN-45L

Diameter	Type	Length	G/H	Code
R Ø5.5	Short	12.6mm	2.2mm	ACITN-55S
	Long	15.4mm	3.3mm	ACITN-55L
R Ø6.5	Short	12.6mm	2.2mm	ACITN-65S
	Long	15.4mm	3.3mm	ACITN-65L
R Ø7.5	Short	12.6mm	2.3mm	ACITN-75S
	Long	15.4mm	3.3mm	ACITN-75L
R Ø8.5	Short	12.6mm	2.3mm	ACITN-85S
	Long	15.4mm	3.3mm	ACITN-85L

Couple Lab Analog

- Lab analog for fixture
- Use Snucone official library
- Color indication in different platforms (Mini : Pink, Regular : Blue)



Hex	Code
 2.1	ACLAM

Hex	Code
 2.5	ACLA

Couple Digital Lab Analog

- Digital Lab analog for fixture
- Use Snucone official library
- Color indication in different platforms (Mini : Pink, Regular : Blue)



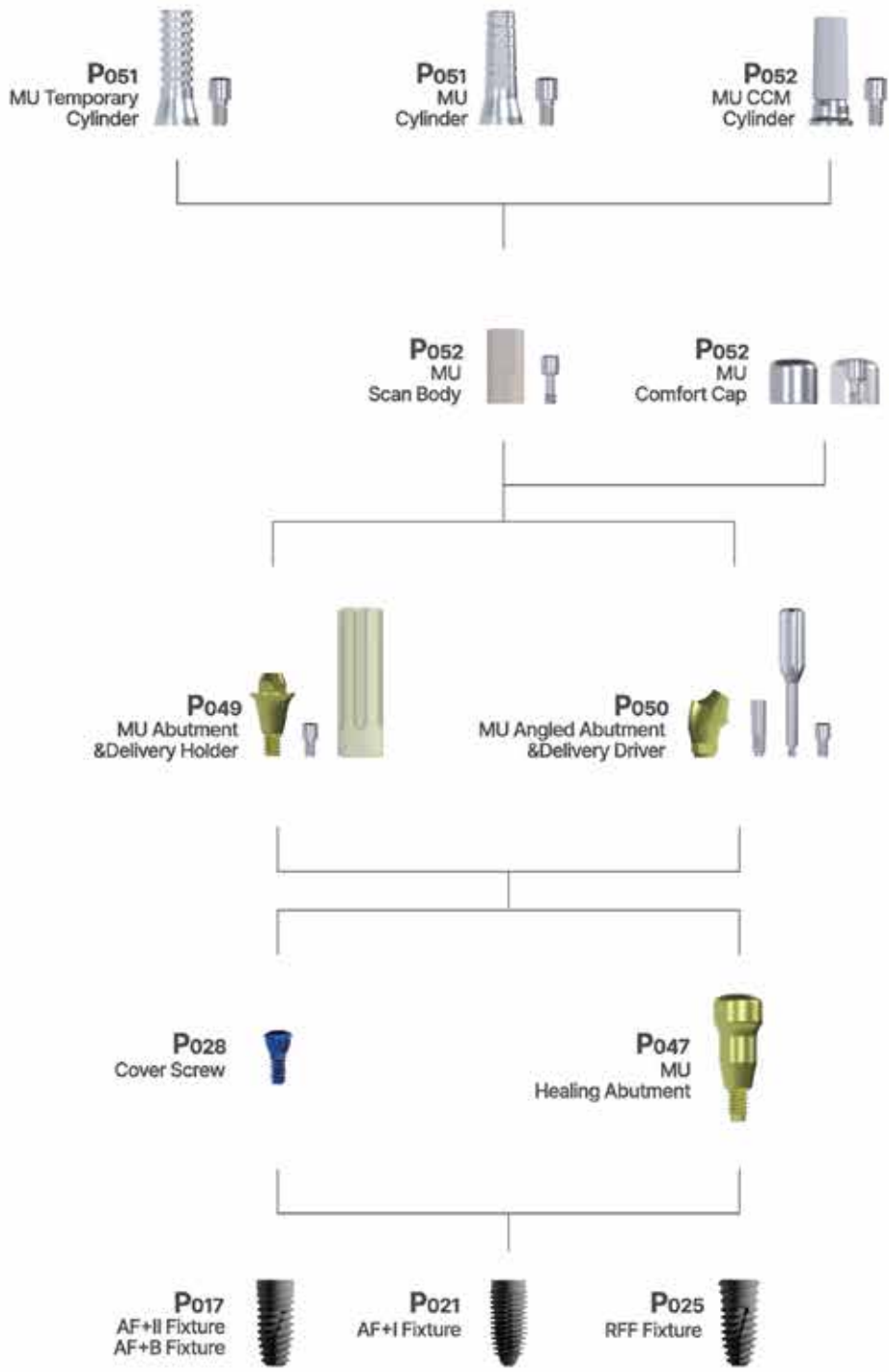
Packing unit : Digital Lab Analog + Digital Lab Analog Screw [Code : ADLAS-4006]

Hex	Code
 2.1	ACDLAM

Hex	Code
 2.5	ACDLA

Prosthetic Flow Diagram

MU Abutment System



MU Healing Abutment

- Use a 1.2 hex driver
- Color indication in different platforms (Mini : Light Pink, Regular : Light Yellow)
- Recommended tightening torque: 8 Ncm



Diameter	G/H	Neck Height	Code
M Ø3.5	1.5mm	0mm	AMUHAM-3515
	2.0mm	0.5mm	AMUHAM-3520
	3.0mm	1.5mm	AMUHAM-3530
	4.0mm	2.5mm	AMUHAM-3540
	5.0mm	3.5mm	AMUHAM-3550
	6.0mm	4.5mm	AMUHAM-3560
	7.0mm	5.5mm	AMUHAM-3570
	8.0mm	6.5mm	AMUHAM-3580
M Ø4.5	1.5mm	0mm	AMUHAM-4515
	2.0mm	0.5mm	AMUHAM-4520
	3.0mm	1.5mm	AMUHAM-4530
	4.0mm	2.5mm	AMUHAM-4540
	5.0mm	3.5mm	AMUHAM-4550
	6.0mm	4.5mm	AMUHAM-4560
	7.0mm	5.5mm	AMUHAM-4570
	8.0mm	6.5mm	AMUHAM-4580
M Ø4.9	1.5mm	0mm	AMUHAM-4915
	2.0mm	0.5mm	AMUHAM-4920
	3.0mm	1.5mm	AMUHAM-4930
	4.0mm	2.5mm	AMUHAM-4940
	5.0mm	3.5mm	AMUHAM-4950
	6.0mm	4.5mm	AMUHAM-4960
	7.0mm	5.5mm	AMUHAM-4970
	8.0mm	6.5mm	AMUHAM-4980

Diameter	G/H	Neck Height	Code
M Ø5.5	1.5mm	0mm	AMUHAM-5515
	2.0mm	0.5mm	AMUHAM-5520
	3.0mm	1.5mm	AMUHAM-5530
	4.0mm	2.5mm	AMUHAM-5540
	5.0mm	3.5mm	AMUHAM-5550
	6.0mm	4.5mm	AMUHAM-5560
	7.0mm	5.5mm	AMUHAM-5570
	8.0mm	6.5mm	AMUHAM-5580
M Ø6.5	1.5mm	0mm	AMUHAM-6515
	2.0mm	0.5mm	AMUHAM-6520
	3.0mm	1.5mm	AMUHAM-6530
	4.0mm	2.5mm	AMUHAM-6540
	5.0mm	3.5mm	AMUHAM-6550
	6.0mm	4.5mm	AMUHAM-6560
	7.0mm	5.5mm	AMUHAM-6570
	8.0mm	6.5mm	AMUHAM-6580
M Ø7.5	1.5mm	0mm	AMUHAM-7515
	2.0mm	0.5mm	AMUHAM-7520
	3.0mm	1.5mm	AMUHAM-7530
	4.0mm	2.5mm	AMUHAM-7540
	5.0mm	3.5mm	AMUHAM-7550
	6.0mm	4.5mm	AMUHAM-7560
	7.0mm	5.5mm	AMUHAM-7570
	8.0mm	6.5mm	AMUHAM-7580

MU Healing Abutment

- Use a 1.2 Hex driver
- Color indication in different platforms (Mini : Light Pink, Regular : Light Yellow)
- Recommended tightening torque: 8 Ncm



Diameter	G/H	Neck Height	Code
R Ø4.5	1.5mm	0mm	AMUHA-4515
	2.0mm	0.5mm	AMUHA-4520
	3.0mm	1.5mm	AMUHA-4530
	4.0mm	2.5mm	AMUHA-4540
	5.0mm	3.5mm	AMUHA-4550
	6.0mm	4.5mm	AMUHA-4560
	7.0mm	5.5mm	AMUHA-4570
	8.0mm	6.5mm	AMUHA-4580
R Ø4.9	1.5mm	0mm	AMUHA-4915
	2.0mm	0.5mm	AMUHA-4920
	3.0mm	1.5mm	AMUHA-4930
	4.0mm	2.5mm	AMUHA-4940
	5.0mm	3.5mm	AMUHA-4950
	6.0mm	4.5mm	AMUHA-4960
	7.0mm	5.5mm	AMUHA-4970
	8.0mm	6.5mm	AMUHA-4980
R Ø5.5	1.5mm	0mm	AMUHA-5515
	2.0mm	0.5mm	AMUHA-5520
	3.0mm	1.5mm	AMUHA-5530
	4.0mm	2.5mm	AMUHA-5540
	5.0mm	3.5mm	AMUHA-5550
	6.0mm	4.5mm	AMUHA-5560
	7.0mm	5.5mm	AMUHA-5570
	8.0mm	6.5mm	AMUHA-5580

Diameter	G/H	Neck Height	Code
R Ø6.5	1.5mm	0mm	AMUHA-6515
	2.0mm	0.5mm	AMUHA-6520
	3.0mm	1.5mm	AMUHA-6530
	4.0mm	2.5mm	AMUHA-6540
	5.0mm	3.5mm	AMUHA-6550
	6.0mm	4.5mm	AMUHA-6560
	7.0mm	5.5mm	AMUHA-6570
	8.0mm	6.5mm	AMUHA-6580
R Ø7.5	1.5mm	0mm	AMUHA-7515
	2.0mm	0.5mm	AMUHA-7520
	3.0mm	1.5mm	AMUHA-7530
	4.0mm	2.5mm	AMUHA-7540
	5.0mm	3.5mm	AMUHA-7550
	6.0mm	4.5mm	AMUHA-7560
	7.0mm	5.5mm	AMUHA-7570
	8.0mm	6.5mm	AMUHA-7580

MU Abutment & Delivery Holder

- Screw-retained prosthetic component
- Same platform type as MU Angled Abutment
- Compensate discrepancy up to 30° between axes implants
- Use a screw abutment driver [Code : ASAD-49]
- Color indication of bottom part in different platform (Mini : Light pink, Regular : Light yellow)
- Color indication of top part in different gingival height (Silver, Yellow, Pink, Sky blue, Purple, Green, Brown, Blue)



Packing unit : Abutment +Retaining Screw [Code : ASIRS-14] + Delivery Holder [Code : ASPADH]

Diameter	G/H	Neck Height	Top Color	Code
M Ø4.9	1.5mm	0mm	Silver	AMAM-4915
	2.0mm	0.5mm	Yellow	AMAM-4920
	3.0mm	1.5mm	Pink	AMAM-4930
	4.0mm	2.5mm	Sky Blue	AMAM-4940
	5.0mm	3.5mm	Purple	AMAM-4950
	6.0mm	4.5mm	Green	AMAM-4960
	7.0mm	5.5mm	Brown	AMAM-4970
	8.0mm	6.5mm	Blue	AMAM-4980

Diameter	G/H	Neck Height	Top Color	Code
R Ø4.9	1.5mm	0mm	Silver	AMA-4915
	2.0mm	0.5mm	Yellow	AMA-4920
	3.0mm	1.5mm	Pink	AMA-4930
	4.0mm	2.5mm	Sky Blue	AMA-4940
	5.0mm	3.5mm	Purple	AMA-4950
	6.0mm	4.5mm	Green	AMA-4960
	7.0mm	5.5mm	Brown	AMA-4970
	8.0mm	6.5mm	Blue	AMA-4980

MU Abutment & Delivery Holder

- Screw-retained prosthetic component
- Same platform type as MU Angled Abutment
- Compensate discrepancy up to 30° between axes implants
- Use a screw abutment driver [Code : ASAD-49]
- Color indication in different platform (Mini : Light pink, Regular : Light yellow)
- Full-color indication as 'FA' in code



Packing unit : Abutment +Retaining Screw [Code : ASIRS-14] + Delivery Holder [Code : ASPADH]

Diameter	G/H	Neck Height	Code
M Ø4.9	1.5mm	0mm	AMAM-4915-FA
	2.0mm	0.5mm	AMAM-4920-FA
	3.0mm	1.5mm	AMAM-4930-FA
	4.0mm	2.5mm	AMAM-4940-FA
	5.0mm	3.5mm	AMAM-4950-FA
	6.0mm	4.5mm	AMAM-4960-FA
	7.0mm	5.5mm	AMAM-4970-FA
	8.0mm	6.5mm	AMAM-4980-FA

Diameter	G/H	Neck Height	Code
R Ø4.9	1.5mm	0mm	AMA-4915-FA
	2.0mm	0.5mm	AMA-4920-FA
	3.0mm	1.5mm	AMA-4930-FA
	4.0mm	2.5mm	AMA-4940-FA
	5.0mm	3.5mm	AMA-4950-FA
	6.0mm	4.5mm	AMA-4960-FA
	7.0mm	5.5mm	AMA-4970-FA
	8.0mm	6.5mm	AMA-4980-FA

MU Angled Abutment_Hex

- Two-piece and Screw-retained prosthetic component
- Same platform type as MU abutment
- Intended to place a single or bridge with support for 4 or more placed implants
- Total Angle compensation up to 100°
- Use a 1.2 Hex driver
- Color indication in different platform (Mini : Light pink, Regular : Light yellow)



Packing unit : Abutment + Abutment screw [Code : (Mini: AASAMS) / (Regular: AASAS)]
+ Delivery Driver [Code : AASAD]
+ Retaining Screw [Code : ASIRS-14]

Diameter	Angled	G/H	Code
M Ø4.9	17°	2.5mm	AMAAM-492517
	17°	3.0mm	AMAAM-493017
	17°	4.0mm	AMAAM-494017
	30°	3.5mm	AMAAM-493530
	30°	4.0mm	AMAAM-494030
	30°	5.0mm	AMAAM-495030

Diameter	Angled	G/H	Code
R Ø4.9	17°	2.5mm	AMAA-492517
	17°	3.0mm	AMAA-493017
	17°	4.0mm	AMAA-494017
	30°	3.5mm	AMAA-493530
	30°	4.0mm	AMAA-494030
	30°	5.0mm	AMAA-494030

MU Angled Abutment_Non-Hex

- Two-piece and Screw-retained prosthetic component
- Same platform type as MU abutment
- Intended to place a single or bridge with support for 4 or more placed implants
- Total Angle compensation up to 100°
- Use a 1.2 Hex driver
- Color indication in different platform (Mini : Light pink, Regular : Light yellow)



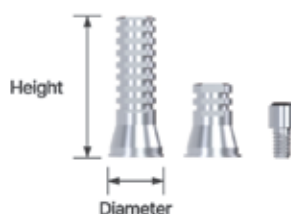
Packing unit : Abutment + Abutment screw [Code : (Mini: AASAMS) / (Regular: AASAS)]
+ Delivery Driver [Code : AASAD]
+ Retaining Screw [Code : ASIRS-14]

Diameter	Angled	G/H	Code
M Ø4.9	17°	2.5mm	AMAAM-492517N
	17°	3.0mm	AMAAM-493017N
	17°	4.0mm	AMAAM-494017N
	30°	3.5mm	AMAAM-493530N
	30°	4.0mm	AMAAM-494030N
	30°	5.0mm	AMAAM-495030N

Diameter	Angled	G/H	Code
R Ø4.9	17°	2.5mm	AMAA-492517N
	17°	3.0mm	AMAA-493017N
	17°	4.0mm	AMAA-494017N
	30°	3.5mm	AMAA-493530N
	30°	4.0mm	AMAA-494030N
	30°	5.0mm	AMAA-494030N

MU Temporary Cylinder

- Use a 1.2 Hex driver
- Use in two different ways (Digital&Analog)
- Fit with a MU abutment
- Recommended tightening torque: 20Ncm
- Two different types of top shape (short, long) for various cases



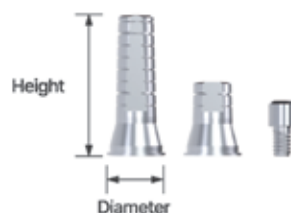
Packing unit : Cylinder + Retaining screw [Code : ASIRS-14]

Diameter	Type	Height	Hex	Code
Ø4.9	Long	11.7mm	Hex	AMTC-4909
	Long	11.7mm	Non-Hex	AMTC-4909N

Diameter	Type	Height	Hex	Code
Ø4.9	Short	6.2mm	Hex	AMTC-4903
	Short	6.2mm	Non-Hex	AMTC-4903N

MU Cylinder

- Use in two different ways (Digital&Analog)
- Fit with a MU abutment
- Recommended tightening torque: 20Ncm
- Use a 1.2 Hex Driver
- Three different types of top shape (short, long, window) for various cases



Packing unit : Cylinder + Retaining screw [Code : ASIRS-14]

Diameter	Type	Height	Hex	Code
Ø4.9	Long	11.7mm	Hex	AMC-4909
	Long	11.7mm	Non-Hex	AMC-4909N

Diameter	Type	Height	Hex	Code
Ø4.9	Short	6.2mm	Hex	AMC-4903
	Short	6.2mm	Non-Hex	AMC-4903N

MU Cylinder_Window

- Use in two different ways (Digital&Analog)
- Fit with a MU abutment
- Recommended tightening torque: 25Ncm
- Use a 1.2 Hex Driver
- Three different types of top shape (short, long, window) for various cases



Packing unit : Cylinder + Retaining screw [Code : ASIRS-14]

Diameter	Type	Height	Hex	Code
Ø4.9	Window	6.2mm	Hex	AMCW-4903
	Window	6.2mm	Non-Hex	AMCW-4903N

MU Scan Body

- Use a 1.2 Hex driver
- Use Snucone official library
- MU abutment level scanning
- Fit with a MU abutment

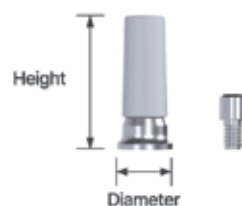


Packing unit : MU Scan body + MU Scan body screw [Code : AMSBS]

Diameter	Code
Ø4.9	AMSB

MU CCM Cylinder

- Use a 1.2 Hex driver
- Use Snucone official library
- Fit with a MU abutment
- Recommended tightening torque: 25Ncm

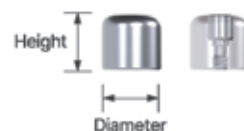


Packing unit : Cylinder + Retaining screw [Code : ASIRS-14]

Diameter	Height	Code
Ø4.9	12.11mm	ASICCN-49

MU Comfort Cap

- Fit with a MU abutment
- Use a 1.2 Hex driver



Packing unit : MU Comfort cap + MU Comfort cap screw [Code : AMCCPS]

Diameter	Height	Code
Ø5.2	4.75mm	AMCCP

MU Lab Analog

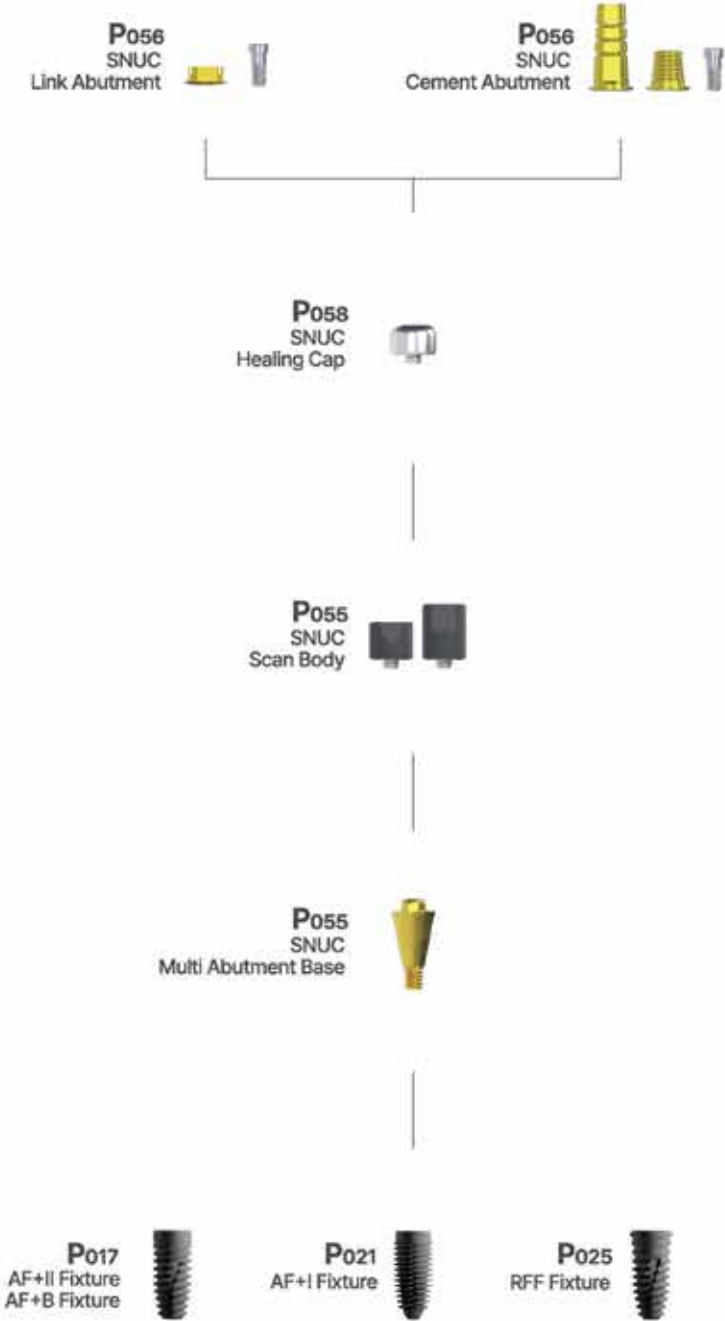
- Lab analog for MU abutment platform
- Use in two different ways (Digital&Analog)
- Use Snucone official library



Diameter	Code
Ø4.9	AMLA

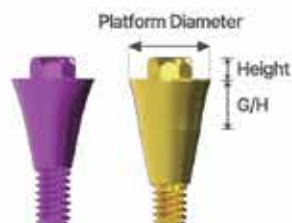
Prosthetic Flow Diagram

SNUC Digital Prosthetic System



SNUC Multi Abutment Base

- Possible to fasten the SNUC scan body, SNUC Link Abutment, SNUC Cement Abutment to the top of the Multi Abutment Base.
- One piece type
- Recommended tightening torque : 25Ncm
- Color indication (Mini : Light Pink , Regular : Yellow)



Platform Diameter	Height	G/H	Code
M Ø4.5	1.2mm	1.0mm	SAMAM-4510E
		2.0mm	SAMAM-4520E
		3.0mm	SAMAM-4530E
		4.0mm	SAMAM-4540E
		5.0mm	SAMAM-4550E
		6.0mm	SAMAM-4560E
		7.0mm	SAMAM-4570E

Platform Diameter	Height	G/H	Code
R Ø4.5	1.2mm	1.0mm	SAMA-4510E
		2.0mm	SAMA-4520E
		3.0mm	SAMA-4530E
		4.0mm	SAMA-4540E
		5.0mm	SAMA-4550E
		6.0mm	SAMA-4560E
		7.0mm	SAMA-4570E
R Ø5.5	1.2mm	1.0mm	SAMA-5510E
		2.0mm	SAMA-5520E
		3.0mm	SAMA-5530E
		4.0mm	SAMA-5540E
		5.0mm	SAMA-5550E
		6.0mm	SAMA-5560E
		7.0mm	SAMA-5570E

SNUC Scan Body

- Fasten to the SNUC Multi Abutment Base and used for oral scanners.
- Use 1.2 Hex driver.
- Recommended tightening torque : 8Ncm

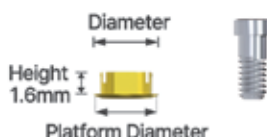


Platform Diameter	Height	Diameter	Code
Ø4.5	5.0mm	Ø4.8	SMSB-4505S
Ø5.5		Ø5.8	SMSB-5505S

Platform Diameter	Height	Diameter	Code
Ø4.5	8.0mm	Ø4.8	SMSB-4508L
Ø5.5		Ø5.8	SMSB-5508L

SNUC Link Abutment

- Connect the final crown to the SNUC Multi Abutment Base.
(Connection : Octa, Non-Octa)
- Screw-retained prosthesis
- Recommended tightening torque : 25Ncm
- Use 1.2 Hex driver.



Packing unit : SNUC Link Abutment + SNUC Abutment Screw [Code : SLAS-2305]

Platform Diameter	Octa	Diameter	Code
Ø4.5	Octa	Ø4.8	SLAO-4516
Ø5.5		Ø5.5	SLAO-5516

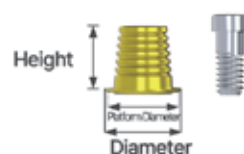
Platform Diameter	Octa	Diameter	Code
Ø4.5	Non-Octa	Ø4.8	SLAN-4516
Ø5.5		Ø5.5	SLAN-5516

SNUC Cement Abutment

- Connect the final crown to the SNUC Multi Abutment Base.
(Connection : Octa, Non-Octa)
- Screw-retained prosthesis
- Recommended tightening torque : 25Ncm
- Use 1.2 Hex driver.

Packing unit : SNUC Cement Abutment + SNUC Abutment Screw [Code : SLAS-2305]

Platform Diameter	Height	Diameter	Octa	Code
Ø4.5	4.0mm	Ø4.8	Non-Octa	SCAN-45S
Ø5.5		Ø5.5		SCAN-55S



Platform Diameter	Height	Diameter	Octa	Code
Ø4.5	9.0mm	Ø4.8	Octa	SCAO-45L
Ø5.5		Ø5.5		SCAO-55L
Ø4.5		Non-Octa	Ø4.8	SCAN-45L
Ø5.5			Ø5.5	SCAN-55L



SNUC Impression Coping Transfer

- Fasten to the SNUC Multi Abutment Base and used for taking impression.
(Connection : Octa, Non-Octa)
- For Open tray impression
- Use 1.2 Hex driver
- Recommended tightening torque : 8Ncm



Packing unit : SNUC Impression Coping Transfer + SNUC Impression Transfer Screw [Code : STICS-3510]

Platform Diameter	Octa	Diameter	Code
Ø4.5	Octa	Ø4.8	STICO-45
Ø5.5		Ø5.5	STICO-55

Platform Diameter	Octa	Diameter	Code
Ø4.5	Non-Octa	Ø4.8	STICN-45
Ø5.5		Ø5.5	STICN-55

SNUC Impression Coping Pick-Up

- Fasten to the SNUC Multi Abutment Base and used for taking impression.
(Connection : Octa, Non-Octa)
- For Open tray impression
- Use 1.2 Hex driver
- Recommended tightening torque : 8Ncm



Packing unit : SNUC Impression Coping Pick-up + SNUC Impression Pick-Up Screw [Code : SPICS-3520]

Platform Diameter	Octa	Diameter	Code
Ø4.5	Octa	Ø4.8	SPICO-4512
Ø5.5		Ø5.5	SPICO-5512

Platform Diameter	Octa	Diameter	Code
Ø4.5	Non-Octa	Ø4.8	SPICN-4512
Ø5.5		Ø5.5	SPICN-5512

SNUC Healing Cap

- Fasten to the SNUC Multi Abutment Base to prevent foreign substances from penetrating and help to form natural soft tissue.
- Use 1.2 Hex driver.
- Recommended tightening torque : 8Ncm

Platform Diameter	Diameter	Code
Ø4.5	Ø4.8	SMHC-4503
Ø5.5	Ø5.8	SMHC-5503



SNUC Abutment Screw

- Screw for Link abutment and Cement abutment.

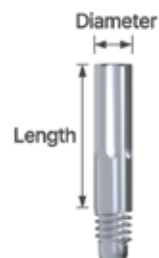
Diameter	Length	Code
Ø2.3	5.0mm	SLAS-2305



SNUC Crown Guide Pin

- Fasten to the SNUC Multi Abutment Base and position the final crown in correct direction.
- Use 1.2 Hex Driver
- Recommended tightening torque: 5Ncm

Diameter	Length	Code
Ø1.8	7.0mm	SCGP-1807



SNUC Analog

- Analog for SNUC prosthetic system
- Used for model with a 3D printer

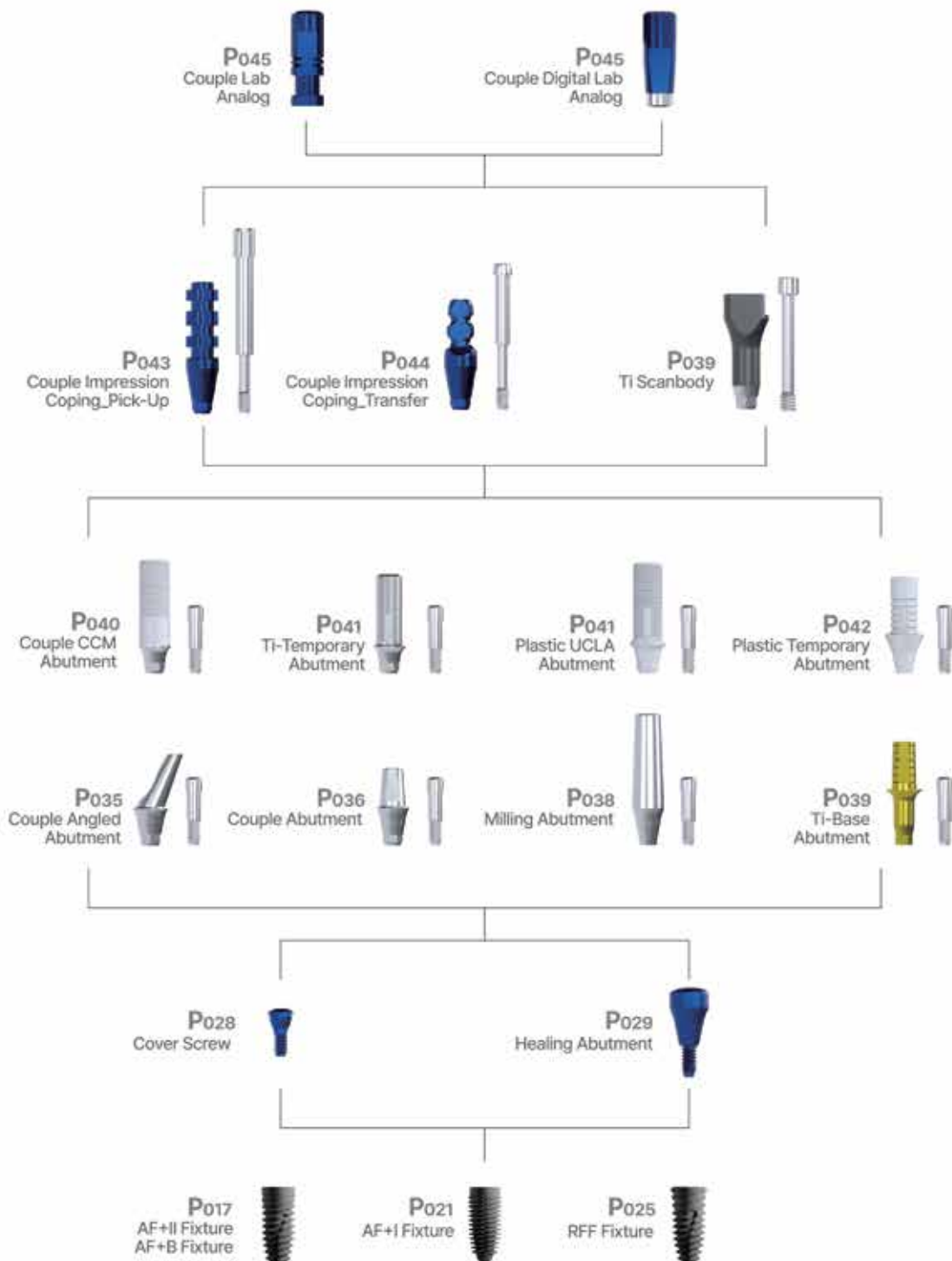
Platform Diameter	Code
Ø4.5	ADTA-4512
Ø5.5	ADTA-5512

Platform Diameter



Prosthetic Flow Diagram

Couple Abutment System



Flat Abutment

- Screw-retained prosthetic component
- Specialize for combination prosthetics
- Use a Flat abutment driver [Code : AFAD]
- Angle compensation up to 60°



Diameter	G/H	Code
M Ø4.5	1.5mm	AFAMR-4515
	2.5mm	AFAMR-4525
	3.5mm	AFAMR-4535
	4.5mm	AFAMR-4545

Diameter	G/H	Code
R Ø4.5	1.5mm	AFAR-4515
	2.5mm	AFAR-4525
	3.5mm	AFAR-4535
	4.5mm	AFAR-4545

Flat Scan Body

- Use Snucone official library
- Flat abutment level scanning
- Fit with a Flat abutment

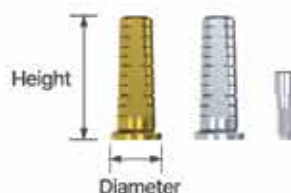


Packing unit : Scan body + Retaining screw [Code : ASIRS-16L]

Diameter	Code
Ø4.5	AFSB

Flat Ti-Cylinder

- Use in two different ways (Digital&Analog)
- Fit with a Flat abutment
- Recommended tightening torque: 25Ncm
- -FA Code : Yellow color

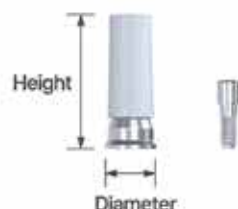


Packing unit : Cylinder + Retaining screw [Code : ASIRS-16L]

Diameter	Height	Code
Ø4.5	10.9mm	ASITCNF-45-FA
		ASITCNF-45

Flat CCM Cylinder

- Screw-retained prosthetic component
- Fit with a Flat abutment
- Recommended tightening torque: 25Ncm



Packing unit : Cylinder + Retaining screw [Code : ASIRS-16L]

Diameter	Height	Code
Ø4.5	11.8mm	ASICCNF-45

Flat Impression Coping _Pick-Up

- For open-tray Impression
- Fit with a Flat abutment

Packing unit: Impression coping + Impression coping screw [Code : AFISP]

Diameter	Code
Ø4.5	ASCIPNF-45

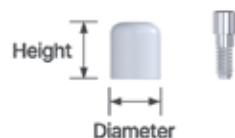


Flat Abutment Comfort Cap

- Fit with a Flat abutment
- Use a 1.2 hex driver

Packing unit : Comfort cap + Retaining screw [Code : ASIRS-16L]

Diameter	Height	Code
Ø4.5	5.0mm	ASICCF-45



Flat Lab Analog

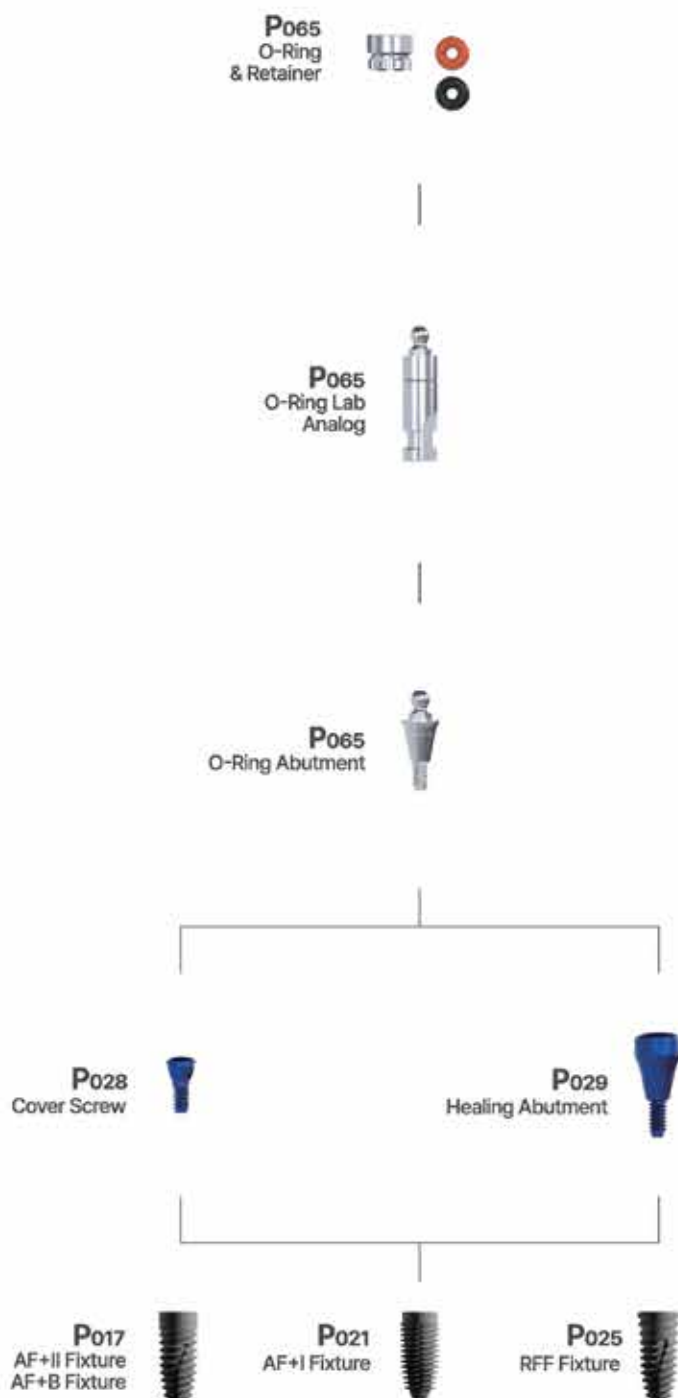
- Lab analog for Flat abutment system
- Use in two different ways (Digital&Analog)
- Use Snucone official library

Diameter	Code
Ø4.5	ASIAF-45



Prosthetic Flow Diagram

O-ring Abutment System



O-Ring Abutment

- Overdenture prosthetic component with O-ring abutment system
- Angle compensation up to 20°
- Use an O-ring driver [Code : OD-L]
- Recommended tightening torque: 25Ncm



Diameter	G/H	Code
M $\varnothing 2.9$	0.5mm	AOAMR-2805
M $\varnothing 4.0$	2.0mm	AOAMR-4020
M $\varnothing 4.0$	4.0mm	AOAMR-4040

Diameter	G/H	Code
R $\varnothing 3.4$	0.5mm	AOAR-3405
R $\varnothing 4.5$	2.0mm	AOAR-4520
R $\varnothing 4.5$	4.0mm	AOAR-4540

O-Ring Lab Analog

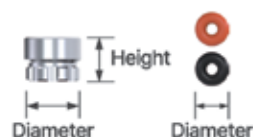
- Lab analog for O-ring abutment system

Diameter	Code
$\varnothing 4.1$	OLA



O-Ring Retainer & O-Ring

- Use it for overdenture prosthesis
- Black O-Ring is for Lab use



Diameter	Type	Height	Code
$\varnothing 4.95$	Retainer	3.8mm	OR

Diameter	Type	Height	Code
$\varnothing 4.5$	O-Ring	1.5mm	ORING

Contents

Tissue level Type
(8 tapered Octa)

EF Fixture

Solid Abutment System

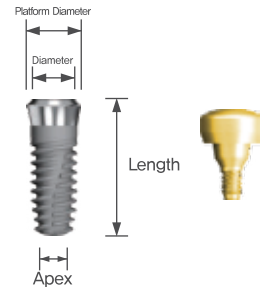
Inocta Abutment System

O-Ring Abutment System


Excellent Fixture

EF Fixture


- One-stage surgery with internal octa and 8° tapered connections
- German technology of S,L,A Surface treatment
- Double threaded design minimizes drilling
- Cutting edge and threaded design provide stable initial fixation, which can be necessary for early loading and immediate loading
- Recommended insert torque: Below 40Ncm



Packing unit: Fixture + Cover screw

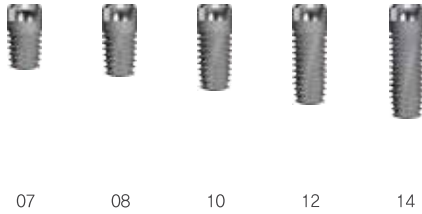


Cuff		1.8
Platform Diameter 4,8		
Octa 3,1/ Apex 3,0		
Diameter	Length	Code
3.1 Ø3.7	8,0mm	EF1.8-3708
	10,0mm	EF1.8-3710
	12,0mm	EF1.8-3712
	14,0mm	EF1.8-3714




Cuff		1.8
Platform Diameter 4,8		
Octa 3,1/ Apex 3,4		
Diameter	Length	Code
3.1 Ø4.1	7,0mm	EF1.8-4107
	8,0mm	EF1.8-4108
	10,0mm	EF1.8-4110
	12,0mm	EF1.8-4112
	14,0mm	EF1.8-4114


Tissue level Type



Cuff		1,8
Platform Diameter 4,8		
Octa 3,1/ Apex 4,1		
Diameter	Length	Code
3.1 Ø4.8	7,0mm	EF1,8-4807
	8,0mm	EF1,8-4808
	10,0mm	EF1,8-4810
	12,0mm	EF1,8-4812
	14,0mm	EF1,8-4814

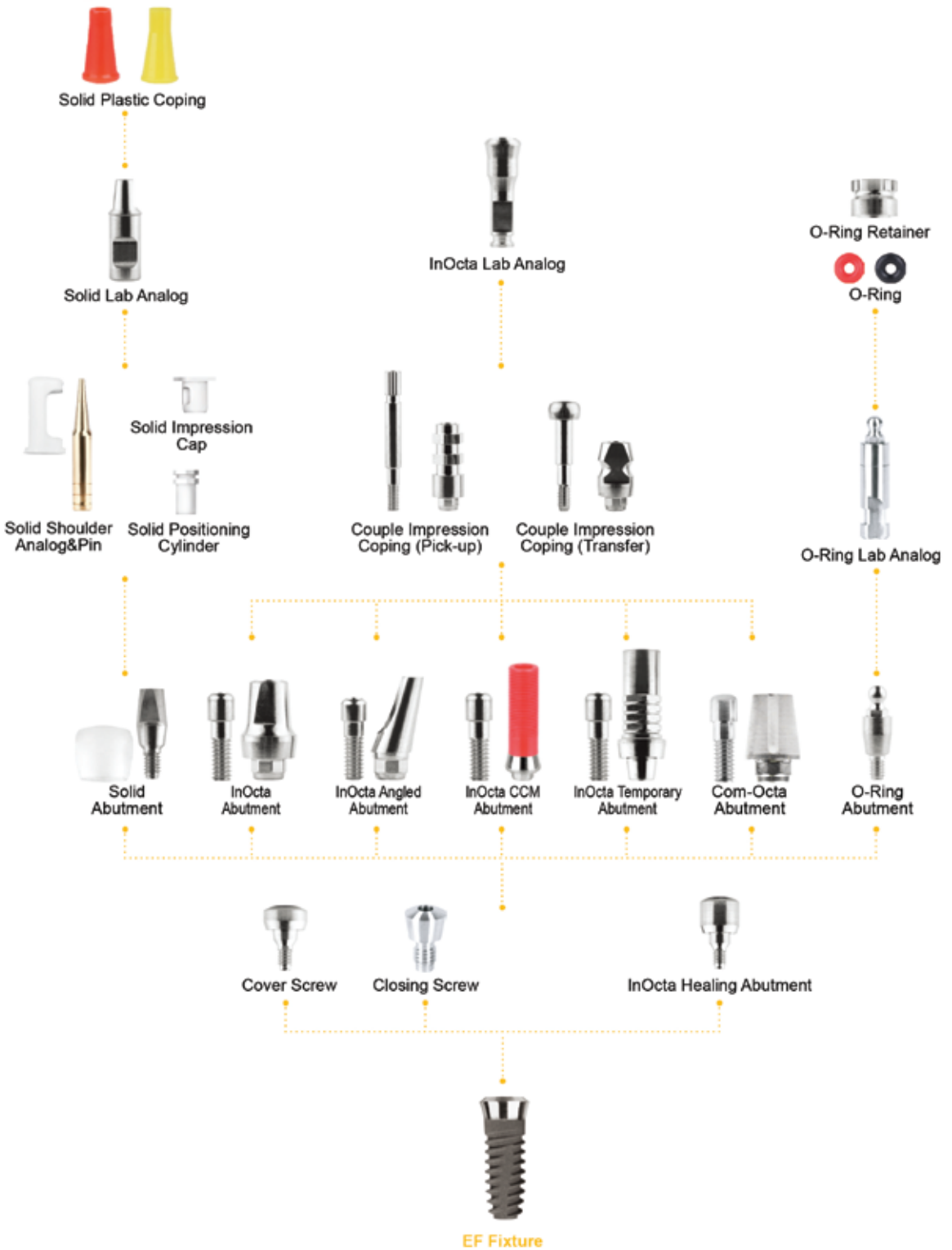


Cuff		1,8
Platform Diameter 6,0		
Octa 3,1/ Apex 4,6		
Diameter	Length	Code
3.1 Ø5.3	7,0mm	EF1,8-5307
	8,0mm	EF1,8-5308
	10,0mm	EF1,8-5310
	12,0mm	EF1,8-5312
	14,0mm	EF1,8-5314




Cuff		1,8
Platform Diameter 6,0		
Octa 3,1/ Apex 5,1		
Diameter	Length	Code
3.1 Ø5.8	7,0mm	EF1,8-5807
	8,0mm	EF1,8-5808
	10,0mm	EF1,8-5810
	12,0mm	EF1,8-5812
	14,0mm	EF1,8-5814

Tissue Level Type Abutment System



InOcta Abutment_Octa

- Cement and two-piece retained prosthetic component
- Shoulder contacts with fixture platform area
- Recommended tightening torque: 20~35Ncm




Packing unit: Abutment + Abutment screw (EA S-80)

Platform Diameter r	Height	Cuff	Code
3.1 Ø4.8	5.0mm	0.0mm	EIOA-4800-5
		1.0mm	EIOA-4810-5
		2.0mm	EIOA-4820-5
		3.0mm	EIOA-4830-5
		4.0mm	EIOA-4840-5
	7.0mm	0.0mm	EIOA-4810-7
		1.0mm	EIOA-4800-7
		2.0mm	EIOA-4820-7
		3.0mm	EIOA-4830-7
		4.0mm	EIOA-4840-7

Tissue level Type

InOcta Angled Abutment

- Cement and two-piece retained prosthetic component
- Two different angulations exist (15°, 25°)
- Use a 1.2 hex driver
- Recommended tightening torque: 20~35Ncm



Packing unit: Abutment + Abutment screw

(15° : EAS-15, 25° : EAS-25)

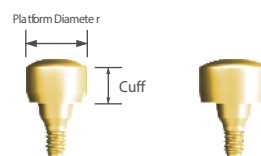
Diameter	Angled	Code
3.1 Ø3.8	15°	EIAA-15
	25°	EIAA-25

InOcta Healing Abutment

- Use a 1.2 hex driver
- Recommended tightening torque: 5~10Ncm

Platform Diameter	Cuff	Code
Ø4.8	3.3mm	EIHA-4830
	4.3mm	EIHA-4840
	5.8mm	EIHA-4855

Platform Diameter	Cuff	Code
Ø6.0	3.3mm	EIHA-6030
	4.3mm	EIHA-6040
	5.8mm	EIHA-6055



InOcta Lab Analog

- Lab analog for InOcta abutment system




Platform Diameter	Code
3.1 Ø4.8	EILA-48
3.1 Ø6.0	EILA-60

InOcta Impression Coping _Transfer

- For close tray impression
- Use a 1,2 hex driver

Packing unit: Impression coping + Impression coping screw (EIICTS)



Platform Diameter	Code
3.1 Ø4.8	EIICT-48

InOcta Impression Coping _Pick-Up

- For open tray impression
- Use a 1,2 hex driver

Packing unit: Impression coping + Impression coping screw (EIICPS)



Platform Diameter	Code
3.1 Ø4.8	EIICP-48

O-Ring Abutment

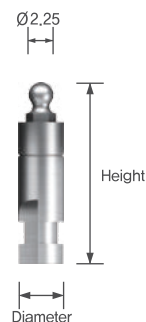
- Overdenture prosthetic component with O-ring abutment system
- Angle compensation up to 20°
- Use an O-ring driver (OD-L)



Diameter	Cuff	Code
$\varnothing 3.5$	0.0mm	EORA-00
	2.0mm	EORA-20
	4.0mm	EORA-40

O-Ring Lab Analog

- Lab analog for O-ring abutment system

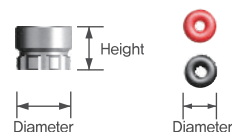


Diameter	Height	Code
$\varnothing 4.1$	16.0mm	OLA

O-Ring Retainer

- Use it for overdenture prosthesis

Diameter	Type	Height	Code
$\varnothing 5.5$	Retainer	4.1mm	OR



Diameter	Type	Height	Code
$\varnothing 4.4$	O-Ring	1.5mm	ORING

Surgical Kit

CONTENTS

Surgical Kit

SNUCone Surgical Kit

Compact Kit

SNUC Advanced Guided Kit

SNUC Compact Guided Kit

SNUC Sole Guided Kit

AFS Exclusive Kit

Hybrid Prosthetic Kit

SNUC Digital Prosthetic Kit

AF/ EF KIT (Code : AFEFCK)

SNUCone Surgical Kit



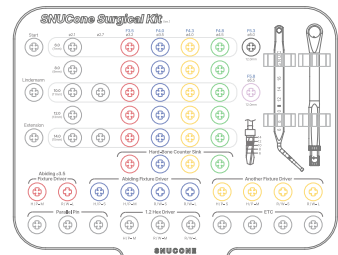
1



2



3



SNUCone Surgical kit

1. Perspective view
2. Driver detail view
3. Drill detail view

Kit Information

Representative kit for placing Snucone's Bone level implant system.

This kit is designed to be economical and convenient to use and is the common kit that allows surgeons to easily and accurately place the Snucone implant. The actual length of the drill is 1.1mm longer than the indicated length.

AF/EF

SNUCone Surgical Kit



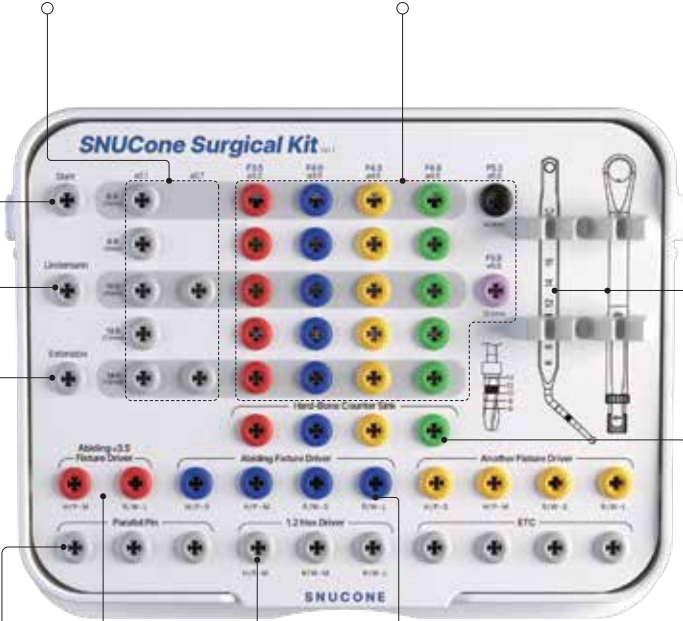
Stopper Pilot Drill

Stopper Twist Drill

Start Drill

Lindemann Drill


Drill Extension



AF Fixture (Grip/Grip Wrench) Driver
Mini

AF Fixture (Grip/Grip Wrench) Driver
Regular

Counter Sink



Parallel Pin

Handpiece Hex Driver & Hex Wrench Driver

Depth Gauge & Wrench Guide Holder



Torque Wrench



AF/ EF KIT (Code : SCMK)

Compact Kit



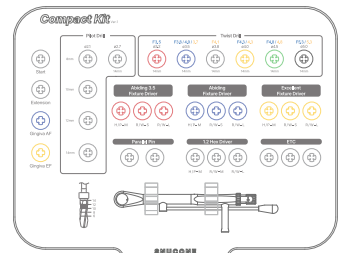
1



2



3



Compact kit

1. Perspective view
2. Twist Drill detail view
3. Pilot Drill detail view

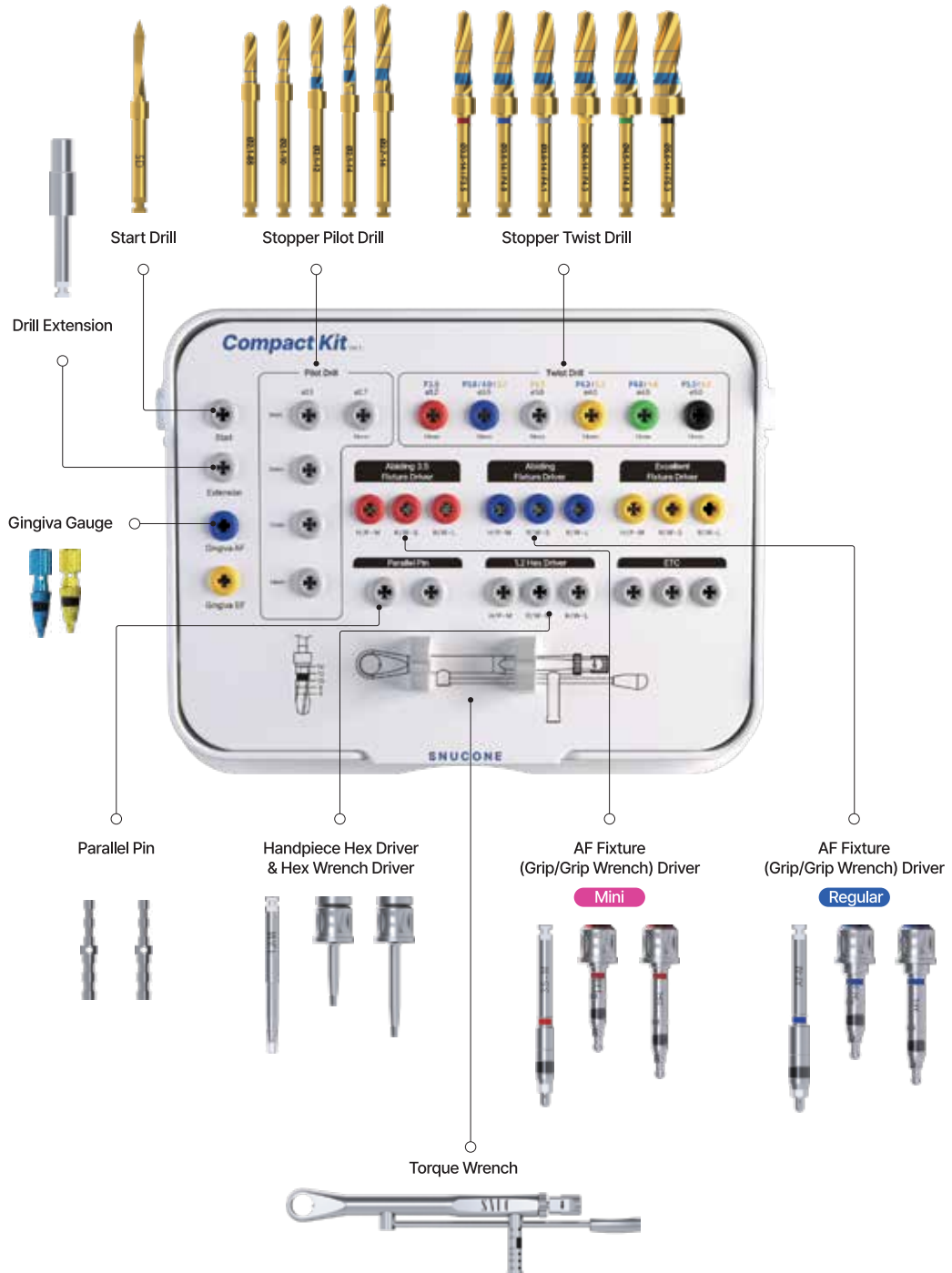
Kit Information

A kit for users who want to experience Snucone's Bone level implant in a convenient and simple way.

Consisting of the same drills as the final drills of the SNUCone Surgical Kit, it is compact but consists of only essential instruments. The actual length of the drill is 1.1mm longer than the indicated length.

AF/EF

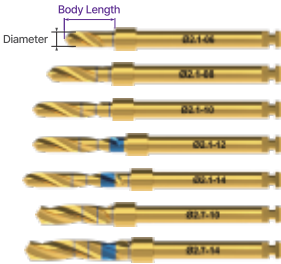
Compact Kit




Surgical Instrument [#Drill]

AF/EF

(Unit : mm)

Stopper Pilot Drill		Diameter	Length	Body Length	Code
	Ø2.1		6.0	7.1	SPD1.1-2106
			8.0	9.1	SPD1.1-2108
			10.0	11.1	SPD1.1-2110
			12.0	13.1	SPD1.1-2112
			14.0	15.1	SPD1.1-2114
		Ø2.7		10.0	11.1
			14.0	15.1	SPD1.1-2714

* Snucone Stopper drill length is 1.1mm longer than indicated to improve subcrestal positioning.


Stopper Twist Drill		Diameter	Length	Body Length	Code
	Ø3.1		6.0	7.1	STD1.1-3206
			8.0	9.1	STD1.1-3208
			10.0	11.1	STD1.1-3210
			12.0	13.1	STD1.1-3212
			14.0	15.1	STD1.1-3214
	Ø3.5		6.0	7.1	STD1.1-3506
			8.0	9.1	STD1.1-3508
			10.0	11.1	STD1.1-3510
			12.0	13.1	STD1.1-3512
			14.0	15.1	STD1.1-3514
	Ø3.7		14.0	15.1	STD1.1-3814
		Ø4.0		6.0	7.1
			8.0	9.1	STD1.1-4008
			10.0	11.1	STD1.1-4010
			12.0	13.1	STD1.1-4012
			14.0	15.1	STD1.1-4014
	Ø4.4		6.0	7.1	STD1.1-4506
			8.0	9.1	STD1.1-4508
			10.0	11.1	STD1.1-4510
			12.0	13.1	STD1.1-4512
			14.0	15.1	STD1.1-4514
	Ø5.0		12.0	13.1	STD1.1-5012
			14.0	15.1	STD1.1-5014
	Ø5.5		12.0	13.1	STD1.1-5512


* Snucone Stopper drill length is 1.1mm longer than indicated to improve subcrestal positioning.


* cf. 8mm is possible to drill up to 9.1mm





Surgical Instrument [#Drill]

AF/EF

Start Drill	Code
	SD


Lindemann Drill	Code
	LD-21



Drill Extension	Length	(Unit : mm)
		Code
	26.5	DE

Counter Sink	Diameter	(Unit : mm)
		Code
	Ø3.5	CS-35
	Ø4.0	CS-40
	Ø4.3	CS-43
	Ø4.8	CS-48


Surgical Instrument [#Instrument]

AF/EF



Parallel Pin	Code
	PP-0

Gingiva Gauge	Fixture Type	Code
	AF	AGG
	EF	EGG-M

(Unit : mm)





Handpiece Hex Driver	Hex	Code
	1.2	HDD

(Unit : mm)






Hex Wrench Driver	Hex	Length	Code
	1.2	Medium / 12	HWD-M
		Long / 18	HWD-L

Surgical Instrument [#Instrument]


AF/EF

Fixture Grip Driver	Fixture Type	Length	Code
	AF	 Medium	FCGDAM-M
		 Short	FCGDA-S
		 Medium	FCGDA-M

(Unit : mm)

Fixture Grip Wrench Driver	Fixture Type	Length	Code
	AF	 Short / 17.6	FCGWAM-S
		 Long / 22.6	FCGWAM-L
		 Short / 18.7	FCGWA-S
		 Long / 23.7	FCGWA-L

Torque Wrench	Code
	TW




Depth Gauge Wrench Guide Holder	Code
	DGWH

Surgical Instrument [#Option]

AF/EF

Fixture Grip Driver	Fixture Type	Length	Code
	EF	 Short	FCGDE-S
		 Medium	FCGDE-M

(Unit : mm)

Fixture Grip Wrench Driver	Fixture Type	Length	Code
	EF	 Short / 18.7	FCGWE-S
		 Long / 23.7	FCGWE-L



Right Kit Right Time

AF Guided KIT (Code : SAGK)

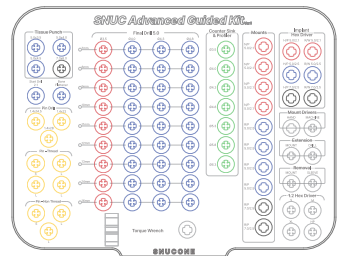
SNUC Advanced Guided Kit



1



3



SNUC Advanced Guided kit

1. Perspective view
2. GTSD detail view (Guide Twist Stopper Drill)
3. Fixture Driver detail view

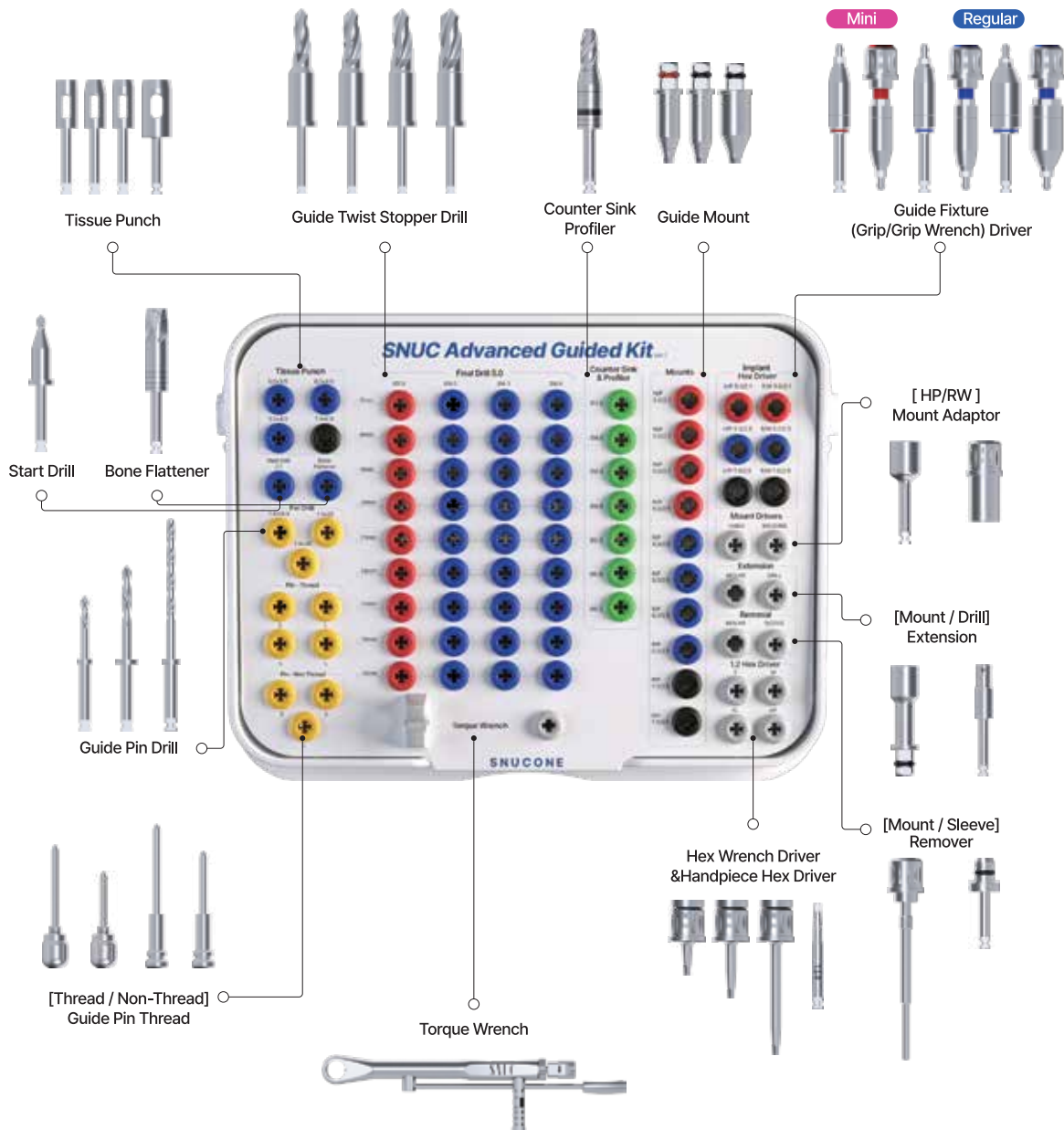
Kit Information

Advanced kit that allows to perform artistical guided surgery with Snucone implant.

This kit consists of drills with a length of 1mm, which allows the users to perform more precise and sophisticated surgery. It can be used both diameter 5.0 and 7.0 sleeves.

AF





SNUC Advanced Guided Kit



Snucone Guide Instrument [#Drill]

AF


(Unit : mm)

Guide Twist Stopper Drill	Diameter	Length	Code
	Ø3.5	7.0	GTSD-3507
		8.0	GTSD-3508
		9.0	GTSD-3509
		10.0	GTSD-3510
		11.0	GTSD-3511
		12.0	GTSD-3512
		13.0	GTSD-3513
		14.0	GTSD-3514
		16.0	GTSD-3516
	Ø4.0	7.0	GTSD-4007
		8.0	GTSD-4008
		9.0	GTSD-4009
		10.0	GTSD-4010
		11.0	GTSD-4011
		12.0	GTSD-4012
		13.0	GTSD-4013
	Ø4.3	7.0	GTSD-4307
		8.0	GTSD-4308
		9.0	GTSD-4309
		10.0	GTSD-4310
		11.0	GTSD-4311
		12.0	GTSD-4312
		13.0	GTSD-4313
		14.0	GTSD-4314
16.0	GTSD-4316		
	Ø4.8	7.0	GTSD-4807
		8.0	GTSD-4808
		9.0	GTSD-4809
		10.0	GTSD-4810
		11.0	GTSD-4811
		12.0	GTSD-4812
		13.0	GTSD-4813
		14.0	GTSD-4814
16.0	GTSD-4816		

Snucone Guide Instrument [#Drill]

AF

(Unit : mm)

Guide Counter Sink Profiler	Diameter	Code
	Ø3.5	GCS-35
	Ø4.0	GCS-40
	Ø4.3	GCS-43
	Ø4.8	GCS-48
	Ø5.3	GCS-53
	Ø5.8	GCS-58
	Ø6.3	GCS-63


Guide Pin Drill	Diameter	Code
	Ø1.4	GPIND-1414
		GPIND-1422
		GPIND-1428


Tissue Punch	Code
	GMUC-5035
	GMUC-5040
	GMUC-5045
	GMUC-7060


Snucone Guide Instrument [#Drill/Instrument]


AF


(Unit : mm)

Guide Start Drill	Diameter	Code
 3.0	Ø5.0	GSD-5050

Bone Flattener	Code
	GBF-50












Guide Pin	Type	(Unit : mm)	
		Length	Code
 Length	Thread	14	GPT-S
		20	GPT-L
	Non-Thread	14	GPN-S
		20	GPN-L

Drill Extension	Length	Code
	26.5	DE

Mount Extension	Code
	GME

Snucone Guide Instrument [#Instrument]


AF


Mount Adaptor (HP)	Code
	GMAH
Mount Adaptor (RW)	Code
	GMAW
Mount Remover	Code
	GMR
Sleeve Remover	Code
	GSR
Guide Mount	Code
	 GMM-5021
	 GM-5025
	 GM-7025
Torque Wrench	Code
	TW

Snucone Guide Instrument [#Instrument]




AF

(Unit : mm)

Hex Wrench Driver	Hex	Length	Code
	1.2	Short / 7	HWD-S
		Medium / 12	HWD-M
		Extra Long / 24	HWD-XL




Handpiece Hex Driver	Hex	Code
	1.2	HDD-S

Guide Fixture Grip Driver	Code
	M GFGDAM-50
	R GFGDA-50
	R GFGDA-70

Guide Fixture Wrench Driver	Code
	M GFGWAM-50
	R GFGWA-50
	R GFGWA-70

Snucone Guide Instrument [#Option]

(Unit : mm)

Guide Stent Trimmer	Diameter	Height	Code
	Ø3.7	12	GST-37
	Ø5.0	12	GST-50
	Ø7.0	12	GST-70

Guide Stent Sleeve (Thread)	Code
-----------------------------	------

(Packing : GSST-70 + GSST-50)



GSST

Guide Stent Sleeve (Non Thread)	Code
---------------------------------	------



GSSNT-37



GSSNT-50

Guide Stent Sleeve (Window)	Code
-----------------------------	------



GSSW-37



GSSW-50

Guide Pin Sleeve	Code
------------------	------



GPS

AF Guided KIT (Code : SCGK)

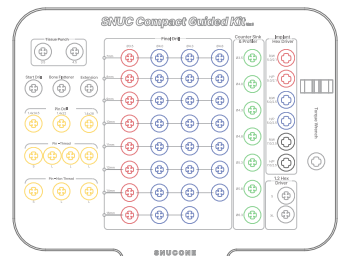
SNUC Compact Guided Kit



1



2



SNUC Compact Guided kit

1. Perspective view
2. Pin detail view
3. GTSD detail view
(Guide Twist Stopper Drill)

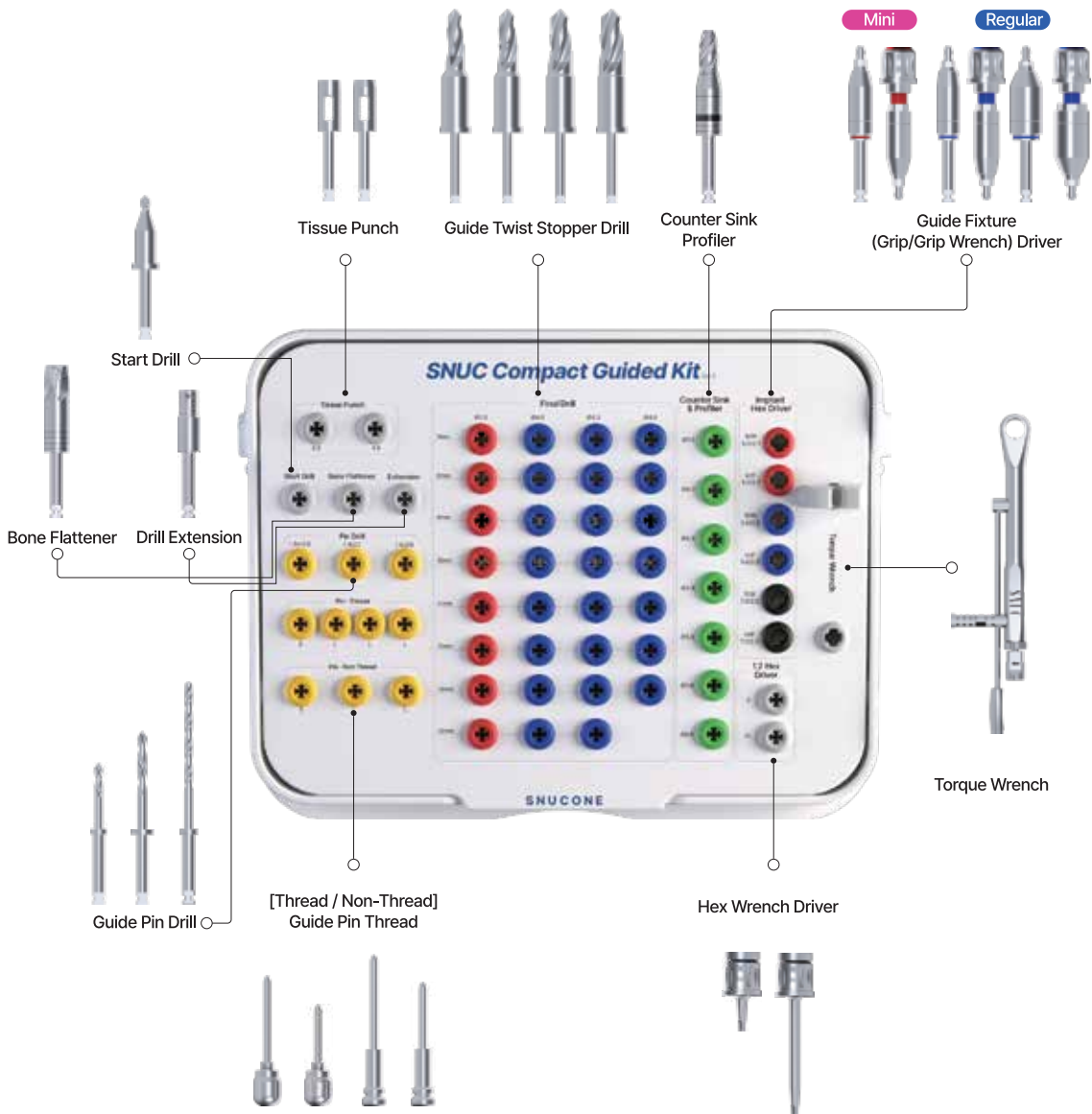
Kit Information

Compact kit that allows to perform economical and precise guided surgery with Snucone implant.

This kit consists of drills with a length of 1mm, which allows the users to perform more precise and sophisticated surgery. It can be used for diameter 5.0 sleeves.

AF





SNUC Compact Guided Kit



Snucone Guide Instrument [#Drill]

AF


(Unit : mm)

Guide Twist Stopper Drill	Diameter	Length	Code
	Ø3.5	7.0	GTSD-3507
		8.0	GTSD-3508
		9.0	GTSD-3509
		10.0	GTSD-3510
		11.0	GTSD-3511
		12.0	GTSD-3512
		13.0	GTSD-3513
		14.0	GTSD-3514
		16.0	GTSD-3516
	Ø4.0	7.0	GTSD-4007
		8.0	GTSD-4008
		9.0	GTSD-4009
		10.0	GTSD-4010
		11.0	GTSD-4011
		12.0	GTSD-4012
		13.0	GTSD-4013
		14.0	GTSD-4014
	Ø4.3	7.0	GTSD-4307
		8.0	GTSD-4308
		9.0	GTSD-4309
		10.0	GTSD-4310
		11.0	GTSD-4311
		12.0	GTSD-4312
		13.0	GTSD-4313
		14.0	GTSD-4314
		16.0	GTSD-4316
	Ø4.8	7.0	GTSD-4807
		8.0	GTSD-4808
		9.0	GTSD-4809
		10.0	GTSD-4810
		11.0	GTSD-4811
		12.0	GTSD-4812
		13.0	GTSD-4813
		14.0	GTSD-4814

Snucone Guide Instrument [#Drill]

AF

(Unit : mm)

Guide Counter Sink Profiler	Diameter	Code
	Ø3.5	GCS-35
	Ø4.0	GCS-40
	Ø4.3	GCS-43
	Ø4.8	GCS-48
	Ø5.3	GCS-53
	Ø5.8	GCS-58
	Ø6.3	GCS-63


Guide Pin Drill	Diameter	Code
	Ø1.4	GPIND-1414
		GPIND-1422
		GPIND-1428


Tissue Punch	Code
	GMUC-5035
	GMUC-5045


Snucone Guide Instrument [#Drill/Instrument]


AF

(Unit : mm)

Guide Start Drill	Diameter	Code
	Ø5.0	GSD-5050

Bone Flattener	Code
	GBF-50

Drill Extension	Length	Code
	26.5	DE

Torque Wrench	Code
	TW







(Unit : mm)

Hex Wrench Driver	Hex	Length	Code
	1.2	Short / 7	HWD-S
		Extra Long / 24	HWD-XL


Snucone Guide Instrument [#Instrument]

AF

Guide Fixture Grip Driver	Code
	 GFGDAM-50
	 GFGDA-50
	 GFGDA-70

Guide Fixture Wrench Driver	Code
	 GFGWAM-50
	 GFGWA-50
	 GFGWA-70

(Unit : mm)

Guide Pin	Type	Length	Code
 <p style="margin-left: 20px;">Length</p>	Thread	14	GPT-S
		20	GPT-L
	Non-Thread	14	GPN-S
		20	GPN-L

AF Guided KIT (Code : SSGK)

SNUC Sole Guided Kit



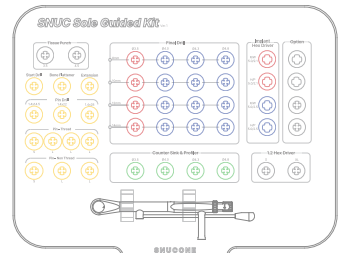
1



2



3



SNUC Sole Guided kit

1. Perspective view
2. Fixture Driver detail view
3. GTSD detail view
(Guide Twist Stopper Drill)

Kit Information

Simple kit that allows guided surgery with Snucone implant with just one kit
This kit allows placing the Snucone's major implants. It can be used for diameter 5.0 sleeves.


Snucone Guide Instrument [#Drill]

AF

(Unit : mm)

Guide Twist Stopper Drill		Diameter	Length	Code
	Ø3.5	8.0	GTSD-3508	
		10.0	GTSD-3510	
		12.0	GTSD-3512	
		14.0	GTSD-3514	
	Ø4.0	8.0	GTSD-4008	
		10.0	GTSD-4010	
		12.0	GTSD-4012	
		14.0	GTSD-4014	
	Ø4.3	8.0	GTSD-4308	
		10.0	GTSD-4310	
		12.0	GTSD-4312	
		14.0	GTSD-4314	
	Ø4.8	8.0	GTSD-4808	
		10.0	GTSD-4810	
		12.0	GTSD-4812	
		14.0	GTSD-4814	

(Unit : mm)


Guide Counter Sink Profiler		Diameter	Code
	Ø3.5	GCS-35	
	Ø4.0	GCS-40	
	Ø4.3	GCS-43	
	Ø4.8	GCS-48	

Snucone Guide Instrument [#Drill/Instrument]

AF

Guide Pin Drill	Diameter	Code
	Ø1.4	GPIND-1414
		GPIND-1422
		GPIND-1428

(Unit : mm)


Guide Pin	Type	Length	Code
	Thread	14	GPT-S
		20	GPT-L
	Non-Thread	14	GPN-S
		20	GPN-L


Tissue Punch	Code
	GMUC-5035
	GMUC-5045

Snucone Guide Instrument [#Drill/Instrument]


AF

(Unit : mm)

Guide Start Drill	Diameter	Code
	Ø5.0	GSD-5050

Bone Flattener	Code
	GBF-50

(Unit : mm)

Drill Extension	Length	Code
	26.5	DE

Torque Wrench	Code
	TW

(Unit : mm)

Hex Wrench Driver	Hex	Length	Code
	1.2	Short / 7	HWD-S
		Extra Long / 24	HWD-XL

Snucone Guide Instrument [#Instrument]

AF

Guide Fixture Grip Driver

Code


 GFGDAM-50

 GFGDA-50

Guide Fixture Wrench Driver

Code


 GFGWAM-50

 GFGWA-50

Snucone Guide Instrument [#Option]

(Unit : mm)

Guide Stent Trimmer

Diameter

Height

Code



Ø3.7

12

GST-37



Ø5.0

12

GST-50



Ø7.0

12

GST-70

AF KIT (Code : AFSEK)

AFS Exclusive Kit



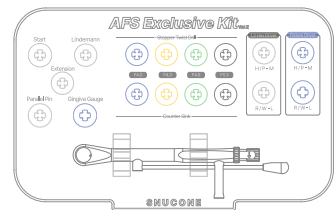
1



2



3



AFS Exclusive kit

1. Perspective view
2. Fixture Driver detail view
3. Drill & Instrument detail view

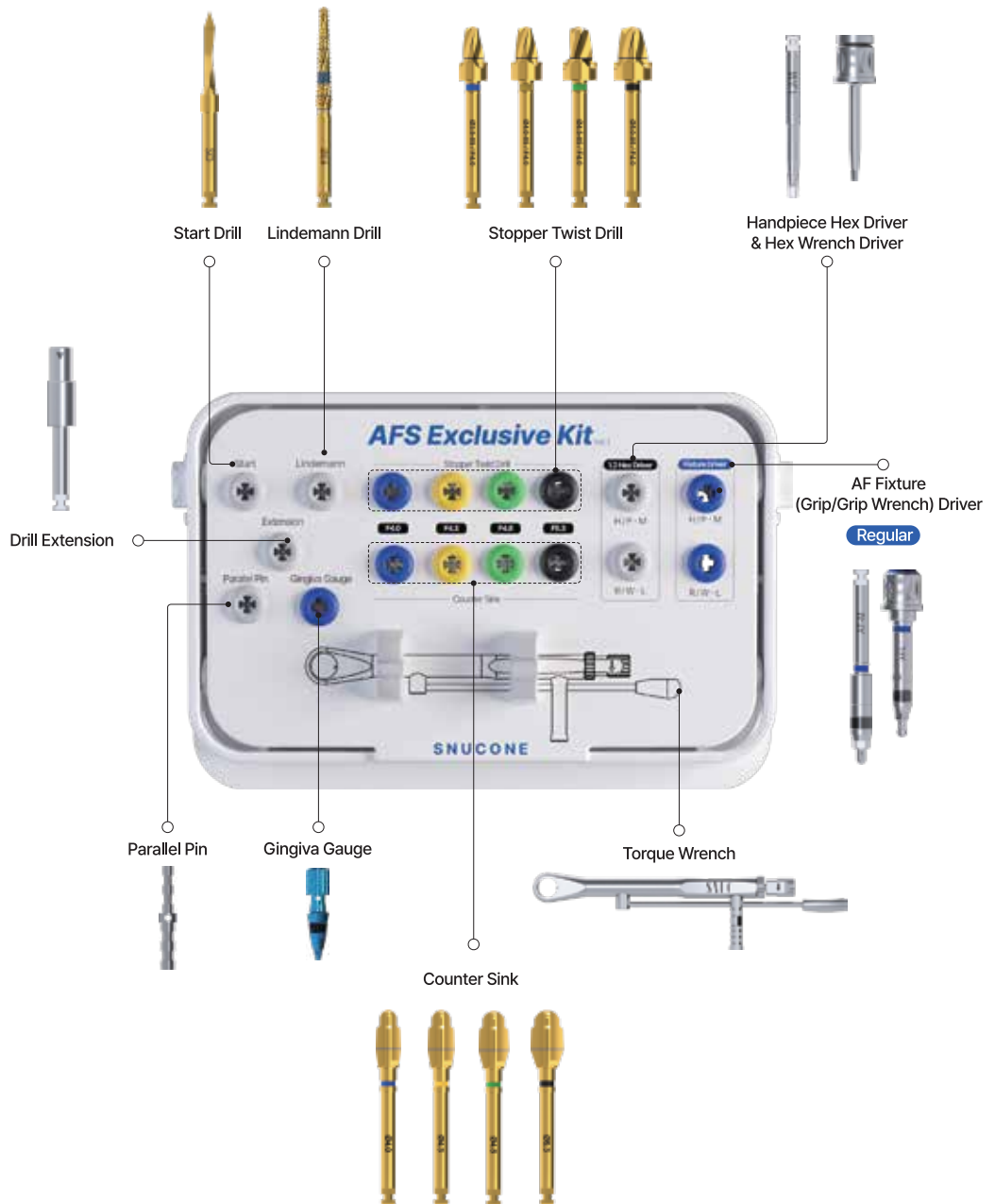
Kit Information

Exclusive kit for short sizes implant placement.

This kit consists with only essential components for safe and convenient procedures for surgeons.


AF

AFS Exclusive Kit











AFS Exclusive Instrument [#Drill]


AFS

Start Drill	Code
	SD-S

Lindemann Drill	Code
	LD-28

Stopper Twist Drill	(Unit : mm)			
	Diameter	Length	Body Length	Code
	Ø3.5	5.0	5.7	STD1.1-3505
	Ø3.8	5.0	5.7	STD1.1-4005
	Ø4.3	5.0	5.7	STD1.1-4505
	Ø4.8	5.0	5.7	STD1.1-5005

Counter Sink	(Unit : mm)	
	Diameter	Code
	Ø4.0	CS-40
	Ø4.3	CS-43
	Ø4.8	CS-48
	Ø5.3	CS-53

Drill Extension	(Unit : mm)	
	Length	Code
	26.5	DE

AFS Exclusive Instrument [#Instrument]

AFS

Parallel Pin Code



PP-0

Gingiva Gauge Fixture Type Code



AF

AGG

Handpiece Hex Driver Hex Code

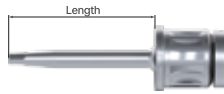


1.2

HDD

(Unit : mm)

Hex Wrench Driver Hex Length Code



1.2

Long / 18

HWD-L

Fixture Grip Driver Fixture Type Length Code



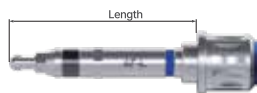
AF

 Medium

FCGDA-M

(Unit : mm)

Fixture Grip Wrench Driver Fixture Type Length Code



AF

 Long / 23.7

FCGWA-L

Torque Wrench Code



TW

AF KIT (Code : SHPSK)

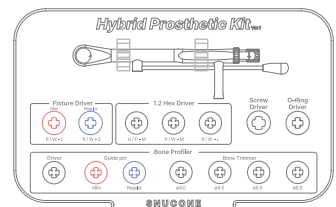
Hybrid Prosthetic Kit



1



3



Hybrid Prosthetic kit

1. Perspective view
2. Bone profiler detail view
3. Guide pin detail view

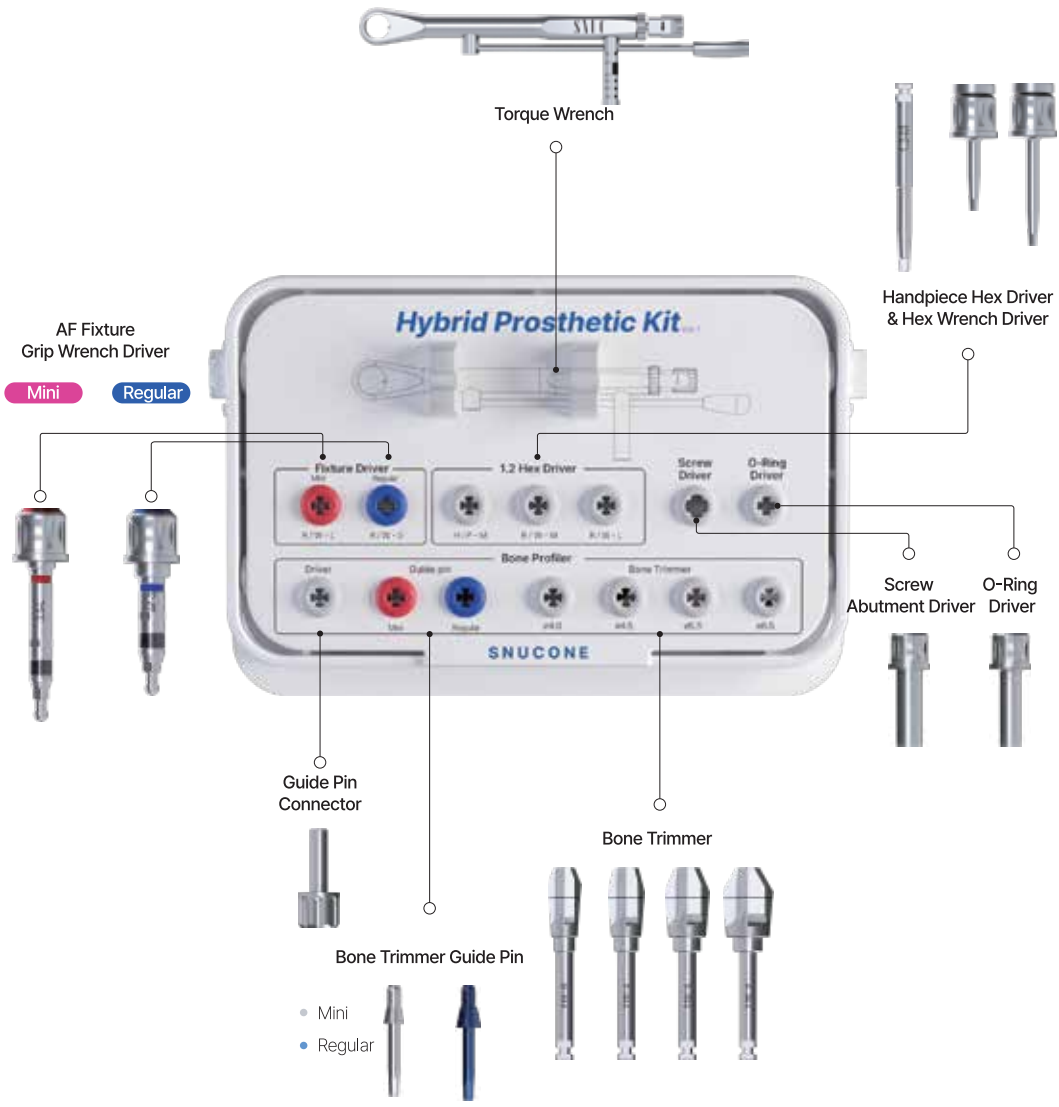
Kit Information

A kit consisting of a composition that allows for more precise and convenient prosthetic procedures for Snucone implant.

This kit consists of drivers for the Snucone's main prosthetic system and trimmers that allows the bone around the fixture to be removed without damage for accurate connecting of both healing and final abutment.



AF


Hybrid Prosthetic Kit







Hybrid Prosthetic Instrument [#Drill&Instrument]

AF

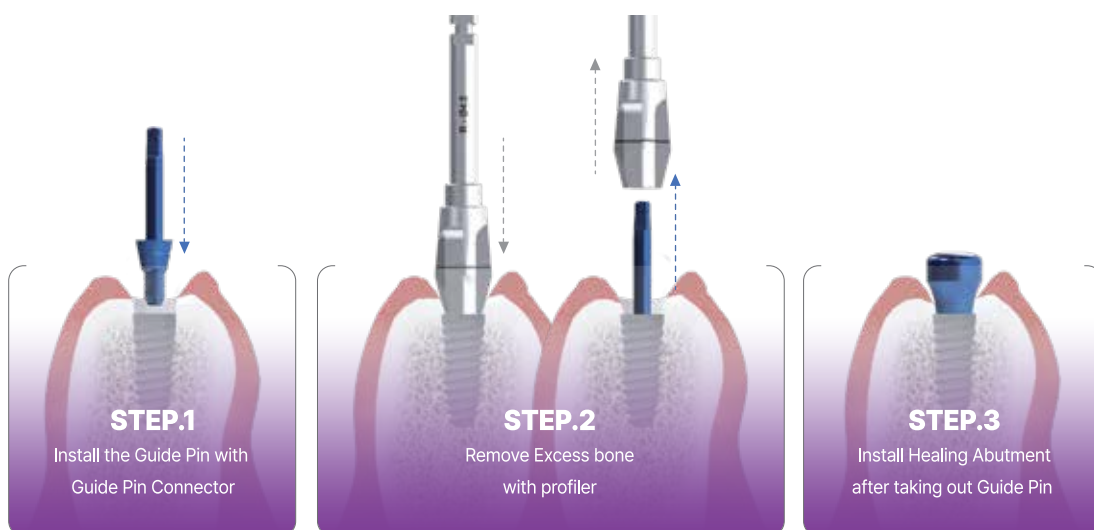
Bone Trimmer Guide Pin	Type	Code
	Mini	ABPTGP-M
	Regular	ABPTGP-R

Guide Pin Connector	Code
	ABPC

Bone Trimmer	Type	Diameter	Code
	Mini	Ø4.5	ABPTM-40
	Regular	Ø5.0	ABPT-45
		Ø6.0	ABPT-55
		Ø7.0	ABPT-65

Bone Profiler Drilling Sequence

(safely delete the bone without damaging on the fixture)




Hybrid Prosthetic Instrument [#Drill&Instrument]




AF


Handpiece Hex Driver	Hex	Code
	1.2	HDD


(Unit : mm)

Hex Wrench Driver	Hex	Length	Code
	1.2	Medium / 12	HWD-M
		Long / 18	HWD-L

(Unit : mm)

Fixture Grip Wrench Driver	Fixture Type	Length	Code
	AF	 Long / 22.6	FCGWAM-L
		 Short / 18.7	FCGWA-S

Screw Abutment Driver	Code
	ASAD-49

O-Ring Driver	Code
	OD-L

Torque Wrench	Code
	TW

AF DIGITAL KIT (Code : ADSNPK)

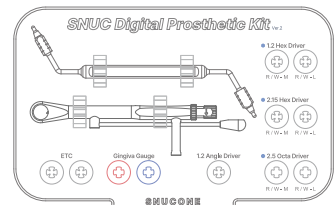
SNUC Digital Prosthetic Kit



1



2



SNUC Digital Prosthetic kit

1. Perspective view
2. Torque wrench detail view
3. Hex&Octa Driver detail view


Kit Information

Essential kit for SNUC Digital prosthetic system.

This kit made up of optimal components to help perform the most accurate procedure of SNUC, Snucone's digital prosthetic system.


AF

SNUC Digital Prosthetic Kit





SNUC Digital Prosthetic Instrument [#Instrument]


AF

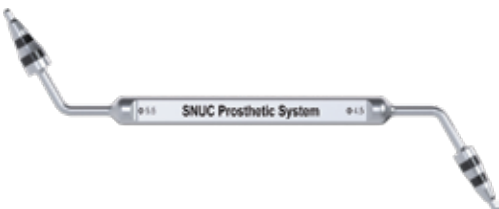
Fixture Gingiva Gauge	Fixture Type	Code
	AF	AGGM
		AGG

(Unit : mm)

Hex Wrench Driver	Hex	Length	Code
	1.2	Medium / 12	HWD-M
		Long / 18	HWD-L


2.15 Hex Driver	Code
	HWD215-M
	HWD215-L


Torque Wrench	Code
	TW



SNUC Gingiva Gauge	Code
	SNAG-AF

SNUC Digital Prosthetic Instrument [#Option]

AF

Hex Angle Wrench Driver	Code
	HWAD-L

Link Hand Remover	Code
	LINKRMV

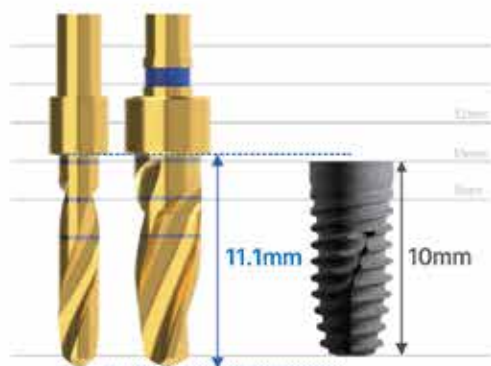
2.5 Octa Wrench Driver	Code
	OWD-M
	OWD-L



To view a height for Snucone Drills & Parallel Pin

Drill Length

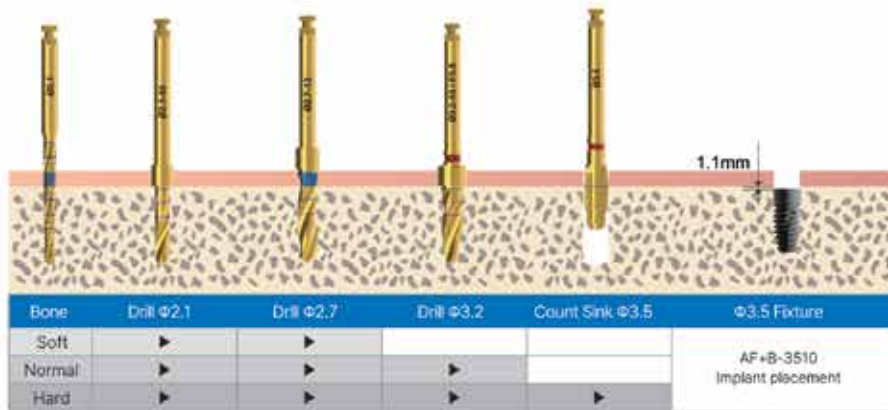
Snucone Drills are 1.1 mm longer than the length of the fixtures



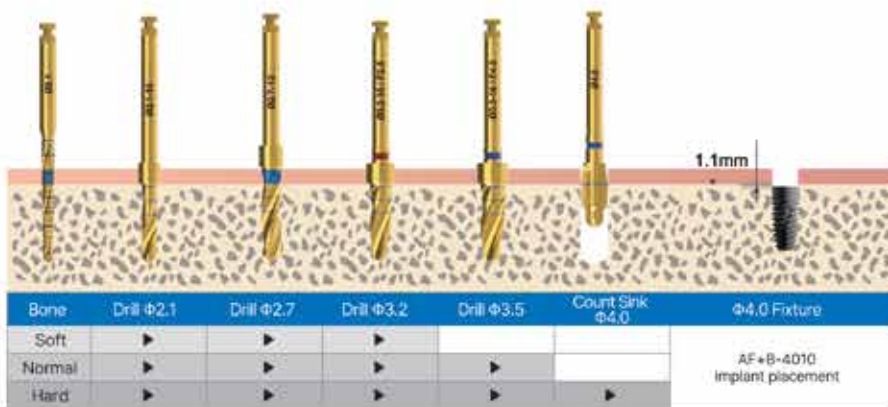
It helps to position the Fixture more deeply and to take into consideration the shape of the crestal bone in the site of insertion. Moreover, by drilling deeply during the implant positioning, the surgeon allows for an improved angiogenesis and subsequent osteo-integration.

This is particularly helpful in sites with abnormally high bone density and reduced blood supply in the apical alveolar area.

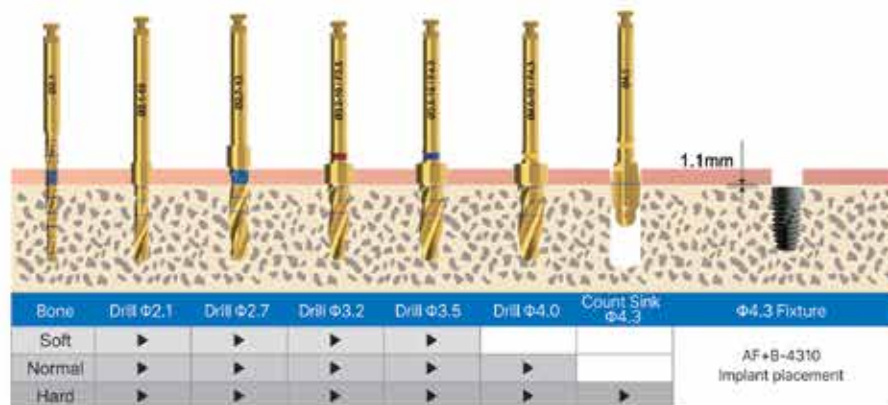
AF+B F3.5



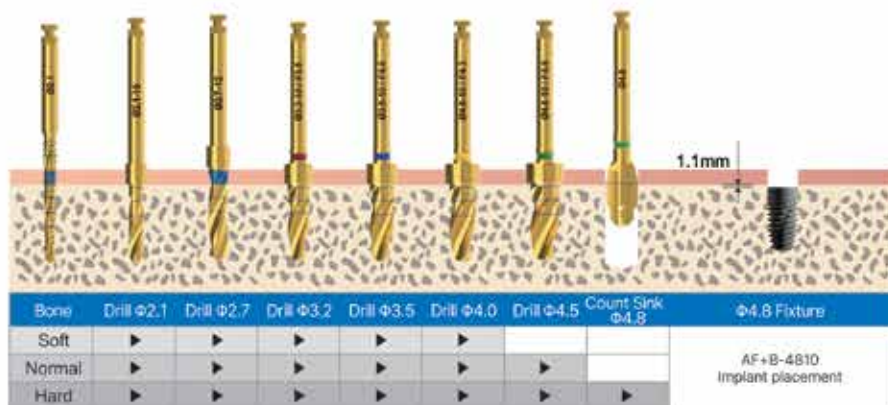
AF+B F4.0



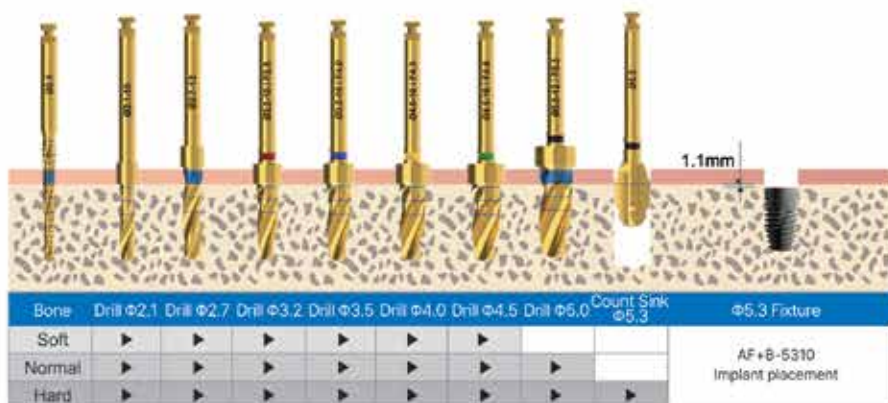
AF+B F4.3



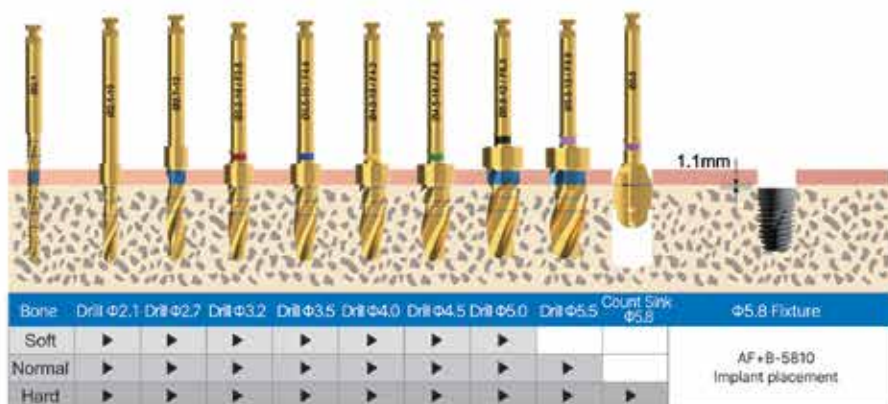
AF+B F4.8



AF+B F5.3



AF+B F5.8





Snucone produces implant fixtures, abutments, drills, etc... We introduce thousands of products, but after all, what snucone offers its customers is more like a [Solution] than the product itself. we approach solutions to all environments and situations, and users around the world were able to solve their own problems with the design of Snucone.

"Snucone" that offers better solutions to many doctors and patients.

What our brand is pursuing is to take it one step closer to this.